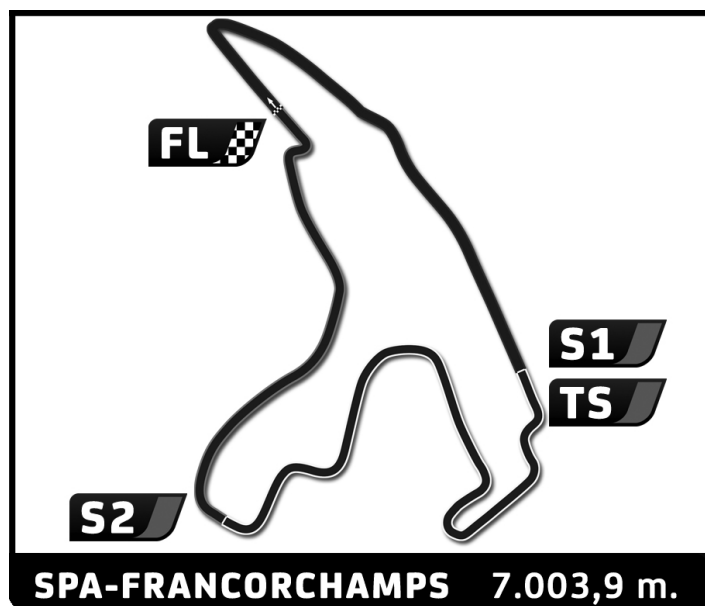



SPA EURO RACE

PEUGEOT 308 RACING CUP

Results Booklet





PEUGEOT 308 RACING CUP

SPA EURO RACE

FREE PRACTICE 1

Classification


Nr.	Driver	Nat	Team	Car	Time	Lap Total	Gap	Kph
1	27 Frédéric CAPRASSE	BEL	JSB COMPETITION	PEUGOT 308	2:55.254	3 6	- -	143.9
2	7 Xavier FOUINEAU	FRA	JSB COMPETITION	PEUGOT 308	2:55.520	6 9	+0.266 +0.266	143.7
3	4 Julien BRICHE	FRA	JSB COMPETITION	PEUGOT 308	2:55.739	5 7	+0.485 +0.219	143.5
4	1 Marc GUILLOT	FRA	MILAN COMPETITION	PEUGOT 308	2:56.809	6 8	+1.555 +1.070	142.6
5	24 Florian BRICHE	FRA	JSB COMPETITION	PEUGOT 308	2:57.702	5 9	+2.448 +0.893	141.9
6	15 David POUGET	FRA	GPA RACING	PEUGOT 308	2:57.887	7 10	+2.633 +0.185	141.7
7	3 Denis GIBAUD	FRA	MILAN COMPETITION	PEUGOT 308	2:59.786	8 8	+4.532 +1.899	140.2
8	23 Amaury RICHARD	FRA	GPA RACING	PEUGOT 308	3:00.257	9 10	+5.003 +0.471	139.9
9	17 Laurent RICHARD	BEL	GPA RACING	PEUGOT 308	3:01.778	8 10	+6.524 +1.521	138.7
10	44 Veenesh SHUNKER	FRA	CVS Autos by CLAIRET SPORT	PEUGOT 308	3:02.108	8 9	+6.854 +0.330	138.5
11	20 Teddy CLAIRET	FRA	PUSSIER Automobiles by CLAIRET SPORT	PEUGOT 308	3:02.440	4 6	+7.186 +0.332	138.2
12	31 Louis MERIC	FRA	LM 31	PEUGOT 308	3:02.748	7 8	+7.494 +0.308	138.0
13	81 Stéphane VENTAJA	FRA	PUSSIER Automobiles by CLAIRET SPORT	PEUGOT 308	3:04.891	6 7	+9.637 +2.143	136.4
14	66 Gilles COLOMBANI	FRA	CAR SYST' M RACING	PEUGOT 308	3:05.986	7 8	+10.732 +1.095	135.6
15	21 Jimmy CLAIRET	FRA	PUSSIER Automobiles by CLAIRET SPORT	PEUGOT 308	3:07.282	5 6	+12.028 +1.296	134.6
16	22 Samuel CHALIGNE	FRA	SC SPORT by CLAIRET SPORT	PEUGOT 308	3:24.058	5 6	+28.804+16.776	123.6
17	54 Sylvain PUSSIER	FRA	PUSSIER Automobiles by CLAIRET SPORT	PEUGOT 308				

Fastest Lap	Lap 3	Frédéric CAPRASSE	2:55.254	143.9 Kph
--------------------	-------	-------------------	-----------------	-----------

Published at:

Track Status: **WET**

Race Director:	Timekeeper:
-----------------------	--------------------




PEUGEOT 308 RACING CUP

SPA EURO RACE

FREE PRACTICE 1

Best Sector Times

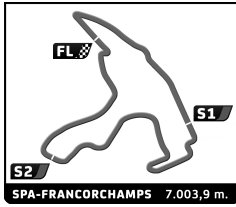
SECTOR 1			SECTOR 2		SECTOR 3		Pos	Driver	Ideal Lap	Best Lap	
Pos	Driver	Time	Driver	Time	Driver	Time					
1	27 F.CAPRASSE	48.817	7 X.FOUINEAU	1:21.017	27 F.CAPRASSE	44.472	1	27 F.CAPRASSE	2:54.930	2:55.254	(1)
2	7 X.FOUINEAU	49.128	4 J.BRICHE	1:21.458	4 J.BRICHE	44.824	2	7 X.FOUINEAU	2:55.127	2:55.520	(2)
3	4 J.BRICHE	49.175	27 F.CAPRASSE	1:21.641	7 X.FOUINEAU	44.982	3	4 J.BRICHE	2:55.457	2:55.739	(3)
4	15 D.POUGET	49.387	1 M.GUILLOT	1:22.112	1 M.GUILLOT	45.125	4	1 M.GUILLOT	2:56.659	2:56.809	(4)
5	1 M.GUILLOT	49.422	24 F.BRICHE	1:22.217	24 F.BRICHE	45.224	5	24 F.BRICHE	2:57.393	2:57.702	(5)
6	23 A.RICHARD	49.627	20 T.CLAIRET	1:22.518	15 D.POUGET	45.245	6	15 D.POUGET	2:57.423	2:57.887	(6)
7	24 F.BRICHE	49.952	21 J.CLAIRET	1:22.779	3 D.GIBAUD	45.789	7	23 A.RICHARD	2:59.378	3:00.257	(8)
8	17 L.RICHARD	50.041	15 D.POUGET	1:22.791	31 L.MERIC	46.182	8	3 D.GIBAUD	2:59.786	2:59.786	(7)
9	21 J.CLAIRET	50.617	3 D.GIBAUD	1:23.332	23 A.RICHARD	46.264	9	17 L.RICHARD	3:00.958	3:01.778	(9)
10	3 D.GIBAUD	50.665	23 A.RICHARD	1:23.487	44 V.SHUNKER	46.300	10	21 J.CLAIRET	3:01.213	3:07.282	(15)
11	20 T.CLAIRET	51.079	44 V.SHUNKER	1:23.701	17 L.RICHARD	46.440	11	20 T.CLAIRET	3:01.592	3:02.440	(11)
12	44 V.SHUNKER	51.647	31 L.MERIC	1:23.946	81 S.VENTAJA	46.600	12	44 V.SHUNKER	3:01.648	3:02.108	(10)
13	31 L.MERIC	51.849	17 L.RICHARD	1:24.477	66 G.COLOMBANI	47.760	13	31 L.MERIC	3:01.977	3:02.748	(12)
14	66 G.COLOMBANI	51.946	81 S.VENTAJA	1:24.908	21 J.CLAIRET	47.817	14	81 S.VENTAJA	3:03.976	3:04.891	(13)
15	81 S.VENTAJA	52.468	66 G.COLOMBANI	1:25.664	20 T.CLAIRET	47.995	15	66 G.COLOMBANI	3:05.370	3:05.986	(14)
16	22 S.CHALIGNE	55.924	22 S.CHALIGNE	1:33.697	22 S.CHALIGNE	53.383	16	22 S.CHALIGNE	3:23.004	3:24.058	(16)



PEUGEOT 308 RACING CUP SPA EURO RACE FREE PRACTICE 1

Best Top Speeds

Driver	Team		Top 1		Top 2		Top 3		Top 4		Top 5		Avg
			Kph	Lap	Kph	Lap	Kph	Lap	Kph	Lap	Kph	Lap	
23 Amaury RICHARD	GPA RACING	J	213.0	5	199.6	9	196.4	8	195.3	7	193.5	6	199,6
1 Marc GUILLOT	MILAN COMPETITION		212.2	5	210.9	6	210.9	7	210.5	3	209.3	4	210,8
27 Frédéric CAPRASSE	JSB COMPETITION		211.4	4	203.4	3	194.9	2	189.5	6	181.8	5	196,2
17 Laurent RICHARD	GPA RACING	G	208.1	7	206.9	10	202.6	6	199.6	8	193.9	4	202,2
15 David POUGET	GPA RACING		203.0	10	199.3	9	197.1	4	196.0	8	190.8	7	197,2
7 Xavier FOUINEAU	JSB COMPETITION		199.3	9	197.1	6	190.8	2	190.8	7	189.5	5	193,5
3 Denis GIBAUD	MILAN COMPETITION	G	196.7	8	190.1	6	188.8	4	188.2	5	179.1	3	188,6
4 Julien BRICHE	JSB COMPETITION		196.7	5	192.2	4	189.1	6	189.1	7	161.0	3	185,6
44 Veenesh SHUNKER	CVS Autos by CLAIRET SPORT		194.6	9	193.2	8	192.2	6	188.8	7	187.8	4	191,3
20 Teddy CLAIRET	PUSSIER Automobiles by CLAIRET SPORT	J	191.2	5	187.8	4	177.0	6	174.5	3	150.6	1	176,2
24 Florian BRICHE	JSB COMPETITION	J	187.2	4	187.2	8	186.2	6	184.6	3	182.7	2	185,6
21 Jimmy CLAIRET	PUSSIER Automobiles by CLAIRET SPORT		186.5	6	184.0	5	157.2	4	156.7	1	148.1	3	166,5
81 Stéphane VENTAJA	PUSSIER Automobiles by CLAIRET SPORT	G	184.0	4	181.5	6	180.6	5	169.8	7	163.1	3	175,8
31 Louis MERIC	LM 31	J	176.8	8	169.8	3	167.2	7	166.2	4	159.8	5	168,0
66 Gilles COLOMBANI	CAR SYST' M RACING	G	168.2	2	167.2	5	165.9	3	165.4	4	163.6	6	166,1
22 Samuel CHALIGNE	SC SPORT by CLAIRET SPORT		166.7	6	163.1	5	159.3	2	158.6	3	153.6	4	160,3
54 Sylvain PUSSIER	PUSSIER Automobiles by CLAIRET SPORT												




PEUGEOT 308 RACING CUP

SPA EURO RACE

FREE PRACTICE 1

Fastest Lap Sequence

Practice Time	Driver	Team	Car	Class	Time	Kph	Lap
6:43.184	44 Veenesh SHUNKER	CVS Autos by CLAIRET SPORT	PEUGOT 308		3:12.619	130.9	2
6:52.948	17 Laurent RICHARD	GPA RACING	PEUGOT 308	G	3:07.675	134.4	2
6:57.449	15 David POUGET	GPA RACING	PEUGOT 308		3:02.543	138.1	2
6:58.407	23 Amaury RICHARD	GPA RACING	PEUGOT 308	J	3:02.247	138.4	2
9:13.868	27 Frédéric CAPRASSE	JSB COMPETITION	PEUGOT 308		2:56.411	142.9	2
12:09.122	27 Frédéric CAPRASSE	JSB COMPETITION	PEUGOT 308		2:55.254	143.9	3




PEUGEOT 308 RACING CUP SPA EURO RACE FREE PRACTICE 1

Analysis

■ Personal Best ■ Session Best B Crossing the finish line in pit lane

Lap	Time	Sector 1	Sector 2	Sector 3	T. Spd	Elapsed	Lap	Time	Sector 1	Sector 2	Sector 3	T. Spd	Elapsed
1	Marc GUILLOT FRA MILAN COMPETITION PEUGOT 308						17	Laurent RICHARD BEL GPA RACING PEUGOT 308					
1	8:18.872	5:59.733	1:28.985	50.154	139.5	8:18.872	1	3:45.273	1:19.489	1:35.738	50.046	159.8	3:45.273
2	3:00.544	52.147	1:22.703	45.694	185.9	11:19.416	2	3:07.675	52.835	1:27.487	47.353	190.8	6:52.948
3	2:58.408	49.711	1:22.642	46.055	210.5	14:17.824	3	3:04.763	51.078	1:26.610	47.075	167.4	9:57.711
4	2:57.659	49.662	1:22.776	45.221	209.3	17:15.483	4	3:05.072	52.177	1:26.054	46.841	193.9	13:02.783
5	2:57.835	49.536	1:23.174	45.125	212.2	20:13.318	5	3:02.783	51.507	1:24.477	46.799	193.5	16:05.566
6	2:56.809	49.422	1:22.112	45.275	210.9	23:10.127	6	3:18.036	51.419	1:26.614	1:00.003	202.6	19:23.602
7	3:14.227	49.792	1:25.022	59.413	210.9	26:24.354	7	4:08.109	1:56.591	1:25.036	46.482	208.1	23:31.711
8	4:48.247	2:39.162	1:23.646	45.439	207.3	31:12.601	8	3:01.778	50.619	1:24.719	46.440	199.6	26:33.489
3	Denis GIBAUD FRA MILAN COMPETITION PEUGOT 308						20	Teddy CLAIRET FRA PUSSIER Automobiles by CLAIRET SPOI PEUGOT 308					
1	8:31.839	5:58.617	1:40.276	52.946	136.4	8:31.839	1	6:20.980	4:02.931	1:28.699	49.350	150.6	6:20.980
2	3:10.712	53.257	1:29.489	47.966	168.7	11:42.551	2	3:14.729	57.289	1:28.429	49.011	144.4	9:35.709
3	3:05.376	52.106	1:26.120	47.150	179.1	14:47.927	3	3:05.163	52.888	1:24.200	48.075	174.5	12:40.872
4	3:05.255	51.677	1:26.334	47.244	188.8	17:53.182	4	3:02.440	51.079	1:23.366	47.995	187.8	15:43.312
5	3:01.326	50.980	1:24.344	46.002	188.2	20:54.508	5	3:02.605	51.641	1:22.518	48.446	191.2	18:45.917
6	3:01.057	51.072	1:23.907	46.078	190.1	23:55.565	6	3:11.246	51.218	1:23.285	56.743	177.0	21:57.163
7	3:13.643	54.268	1:30.407	48.968	170.6	27:09.208							
8	2:59.786	50.665	1:23.332	45.789	196.7	30:08.994							
4	Julien BRICHE FRA JSB COMPETITION PEUGOT 308						21	Jimmy CLAIRET FRA PUSSIER Automobiles by CLAIRET SPOI PEUGOT 308					
1	5:29.772	3:03.650	1:33.597	52.525	133.2	5:29.772	1	6:19.563	3:59.565	1:28.144	51.854	156.7	6:19.563
2	3:27.142	57.686	1:29.689	59.767	160.7	8:56.914	2	3:35.127	56.882	1:33.835	1:04.410	133.3	9:54.690
3	7:50.060	5:34.267	1:28.319	47.474	161.0	16:46.974	3	3:34.557	1:17.569	1:28.259	48.729	148.1	13:29.247
4	2:57.098	50.051	1:21.458	45.589	192.2	19:44.072	4	3:09.824	54.534	1:27.473	47.817	157.2	16:39.071
5	2:55.739	49.175	1:21.487	45.077	196.7	22:39.811	5	3:07.282	52.577	1:25.365	49.340	184.0	19:46.353
6	2:55.968	49.384	1:21.760	44.824	189.1	25:35.779	6	3:12.196	50.617	1:22.779	58.800	186.5	22:58.549
7	3:08.345	49.410	1:23.513	55.422	189.1	28:44.124							
7	Xavier FOUINEAU FRA JSB COMPETITION PEUGOT 308						22	Samuel CHALIGNE FRA SC SPORT by CLAIRET SPORT PEUGOT 308					
1	5:18.975	3:01.343	1:30.561	47.071	165.4	5:18.975	1	3:58.296	1:14.508	1:46.401	57.387	137.8	3:58.296
2	3:05.348	51.938	1:26.263	47.147	190.8	8:24.323	2	3:32.494	59.036	1:39.217	54.241	159.3	7:30.790
3	2:57.401	50.368	1:21.893	45.140	185.2	11:21.724	3	3:30.616	57.363	1:37.626	55.627	158.6	11:01.406
4	3:04.787	49.825	1:21.559	53.403	177.6	14:26.511	4	3:29.596	58.138	1:38.075	53.383	153.6	14:31.002
5	2:55.942	49.916	1:21.017	45.009	189.5	17:22.453	5	3:24.058	55.936	1:34.478	53.644	163.1	17:55.060
6	2:55.520	49.314	1:21.224	44.982	197.1	20:17.973	6	3:36.172	55.924	1:33.697	1:06.551	166.7	21:31.232
7	3:12.823	49.564	1:21.748	1:01.511	190.8	23:30.796							
8	5:21.700	3:05.197	1:30.492	46.011	144.2	28:52.496							
9	2:56.203	49.128	1:21.839	45.236	199.3	31:48.699							
15	David POUGET FRA GPA RACING PEUGOT 308						23	Amaury RICHARD FRA GPA RACING PEUGOT 308					
1	3:54.906	1:39.205	1:27.059	48.642	164.1	3:54.906	1	3:56.160	1:40.766	1:26.325	49.069	152.5	3:56.160
2	3:02.543	51.852	1:23.708	46.983	178.2	6:57.449	2	3:02.247	51.592	1:24.022	46.633	171.7	6:58.407
3	3:01.083	50.386	1:24.523	46.174	190.1	9:58.532	3	3:02.002	50.993	1:23.487	47.522	187.8	10:00.409
4	3:00.254	50.558	1:23.724	45.972	197.1	12:58.786	4	3:00.641	50.523	1:23.847	46.271	192.2	13:01.050
5	2:59.207	50.936	1:22.801	45.470	185.9	15:57.993	5	3:09.733	50.911	1:24.607	54.215	213.0	16:10.783
6	2:58.626	49.839	1:23.417	45.370	183.7	18:56.619	6	4:24.466	2:06.144	1:31.547	46.775	193.5	20:35.249
7	2:57.887	49.387	1:23.255	45.245	190.8	21:54.506	7	3:00.754	49.868	1:24.142	46.744	195.3	23:36.003
8	3:12.419	49.589	1:24.391	58.439	196.0	25:06.925	8	3:01.162	49.974	1:24.448	46.740	196.4	26:37.165
9	4:24.243	2:15.371	1:22.791	46.081	199.3	29:31.168	9	3:00.257	49.627	1:24.366	46.264	199.6	29:37.422
10	3:10.808	52.975	1:32.117	45.716	203.0	32:41.976	10	3:01.111	49.998	1:24.660	46.453	191.2	32:38.533
24	Florian BRICHE FRA JSB COMPETITION PEUGOT 308						24	Florian BRICHE FRA JSB COMPETITION PEUGOT 308					
1	4:51.315	2:34.609	1:29.186	47.520	130.9	4:51.315	1	4:51.315	2:34.609	1:29.186	47.520	130.9	4:51.315



PEUGEOT 308 RACING CUP SPA EURO RACE FREE PRACTICE 1

Analysis

■ Personal Best ■ Session Best B Crossing the finish line in pit lane

Lap	Time	Sector 1	Sector 2	Sector 3	T. Spd	Elapsed	Lap	Time	Sector 1	Sector 2	Sector 3	T. Spd	Elapsed
2	3:03.558	51.453	1:26.297	45.808	182.7	7:54.873	4	3:08.941	53.215	1:28.433	47.293	184.0	16:31.608
3	2:58.319	50.019	1:22.832	45.468	184.6	10:53.192	5	3:05.522	52.803	1:26.119	46.600	180.6	19:37.130
4	2:59.453	51.518	1:22.427	45.508	187.2	13:52.645	6	3:04.891	52.468	1:24.908	47.515	181.5	22:42.021
5	2:57.702	50.066	1:22.217	45.419	178.5	16:50.347	7	3:31.882 B	54.289	1:34.186	1:03.407	169.8	26:13.903
6	3:13.715 B	49.952	1:23.836	59.927	186.2	20:04.062							
7	5:14.551	2:48.828	1:36.707	49.016	144.0	25:18.613							
8	2:59.141	50.296	1:23.621	45.224	187.2	28:17.754							
9	2:59.709	50.075	1:24.121	45.513	172.0	31:17.463							


27	Frédéric CAPRASSE	BEL				
	JSB COMPETITION	PEUGOT 308				
1	6:17.457	4:06.418	1:24.658	46.381	159.3	6:17.457
2	2:56.411	50.010	1:21.641	44.760	194.9	9:13.868
3	2:55.254	49.069	1:21.713	44.472	203.4	12:09.122
4	3:07.880 B	48.817	1:24.750	54.313	211.4	15:17.002
5	3:28.293	1:19.443	1:21.672	47.178	181.8	18:45.295
6	2:55.791	48.845	1:21.764	45.182	189.5	21:41.086

31	Louis MERIC	FRA				
	LM 31	PEUGOT 308				
1	8:40.621	6:16.225	1:33.770	50.626	132.7	8:40.621
2	3:14.205	56.226	1:28.459	49.520	145.7	11:54.826
3	3:13.827	55.357	1:27.804	50.666	169.8	15:08.653
4	3:12.342	55.331	1:28.141	48.870	166.2	18:20.995
5	3:07.370	54.372	1:25.968	47.030	159.8	21:28.365
6	3:04.793	52.371	1:25.695	46.727	159.8	24:33.158
7	3:02.748	52.363	1:24.203	46.182	167.2	27:35.906
8	3:18.538 B	51.849	1:23.946	1:02.743	176.8	30:54.444

44	Veenesh SHUNKER	FRA				
	CVS Autos by CLAIRET SPORT	PEUGOT 308				
1	3:30.565	1:08.691	1:31.864	50.010	145.7	3:30.565
2	3:12.619	55.334	1:28.004	49.281	172.5	6:43.184
3	3:06.713	53.458	1:25.210	48.045	182.1	9:49.897
4	3:06.517	54.230	1:25.112	47.175	187.8	12:56.414
5	3:23.313 B	57.836	1:26.322	59.155	178.2	16:19.727
6	4:59.952	2:48.345	1:24.358	47.249	192.2	21:19.679
7	3:02.859	52.381	1:23.985	46.493	188.8	24:22.538
8	3:02.108	51.647	1:24.161	46.300	193.2	27:24.646
9	3:02.108	52.027	1:23.701	46.380	194.6	30:26.754

66	Gilles COLOMBANI	FRA				
	CAR SYST M RACING	PEUGOT 308				
1	8:35.036	6:01.962	1:38.008	55.066	133.8	8:35.036
2	3:17.211	56.497	1:30.603	50.111	168.2	11:52.247
3	3:15.040	54.610	1:29.922	50.508	165.9	15:07.287
4	3:11.498	54.320	1:28.889	48.289	165.4	18:18.785
5	3:07.454	53.658	1:25.974	47.822	167.2	21:26.239
6	3:09.463	53.082	1:27.658	48.723	163.6	24:35.702
7	3:05.986	52.259	1:25.967	47.760	150.4	27:41.688
8	3:25.862 B	51.946	1:25.664	1:08.252	162.2	31:07.550

81	Stéphane VENTAJA	FRA				
	PUSSIER Automobiles by CLAIRET SPOI	PEUGOT 308				
1	6:47.616	4:14.322	1:39.290	54.004	131.5	6:47.616
2	3:19.637	56.027	1:33.642	49.968	154.7	10:07.253
3	3:15.414	56.529	1:30.638	48.247	163.1	13:22.667



PEUGEOT 308 RACING CUP

SPA EURO RACE

FREE PRACTICE 2

Classification


Nr.	Driver	Nat	Team	Car	Time	Lap Total	Gap	Kph
1	4 Julien BRICHE	FRA	JSB COMPETITION	PEUGEOT 308	2:55.220	8 9	- -	143.9
2	20 Teddy CLAIRET	FRA	PUSSIER Automobiles by CLAIRET SPORT	PEUGEOT 308	2:55.767	10 10	+0.547 +0.547	143.5
3	7 Xavier FOUINEAU	FRA	JSB COMPETITION	PEUGEOT 308	2:55.801	2 9	+0.581 +0.034	143.4
4	33 Frédéric CAPRASSE	BEL	JSB COMPETITION	PEUGEOT 308	2:56.178	8 10	+0.958 +0.377	143.1
5	21 Jimmy CLAIRET	FRA	PUSSIER Automobiles by CLAIRET SPORT	PEUGEOT 308	2:56.312	10 10	+1.092 +0.134	143.0
6	1 Marc GUILLOT	FRA	MILAN COMPETITION	PEUGEOT 308	2:57.374	9 9	+2.154 +1.062	142.2
7	15 David POUGET	FRA	GPA RACING	PEUGEOT 308	2:57.570	2 6	+2.350 +0.196	142.0
8	24 Florian BRICHE	FRA	JSB COMPETITION	PEUGEOT 308	2:58.275	5 6	+3.055 +0.705	141.4
9	31 Louis MERIC	FRA	LM 31	PEUGEOT 308	2:59.363	9 9	+4.143 +1.088	140.6
10	23 Amaury RICHARD	FRA	GPA RACING	PEUGEOT 308	2:59.868	3 9	+4.648 +0.505	140.2
11	3 Denis GIBAUD	FRA	MILAN COMPETITION	PEUGEOT 308	3:00.347	9 10	+5.127 +0.479	139.8
12	44 Veenesh SHUNKER	FRA	CVS Autos by CLAIRET SPORT	PEUGEOT 308	3:00.516	10 10	+5.296 +0.169	139.7
13	17 Laurent RICHARD	BEL	GPA RACING	PEUGEOT 308	3:00.907	5 9	+5.687 +0.391	139.4
14	66 Gilles COLOMBANI	FRA	CAR SYST' M RACING	PEUGEOT 308	3:02.749	7 10	+7.529 +1.842	138.0
15	22 Samuel CHALIGNE	FRA	SC SPORT by CLAIRET SPORT	PEUGEOT 308				
16	54 Sylvain PUSSIER	FRA	PUSSIER Automobiles by CLAIRET SPORT	PEUGEOT 308		2		
17	81 Stéphane VENTAJA	FRA	PUSSIER Automobiles by CLAIRET SPORT	PEUGEOT 308				

Fastest Lap	Lap 8	Julien BRICHE	2:55.220	143.9 Kph
--------------------	-------	---------------	-----------------	-----------

Published at:

Track Status: **WET**

Race Director:	Timekeeper:
-----------------------	--------------------




PEUGEOT 308 RACING CUP

SPA EURO RACE

FREE PRACTICE 2

Best Sector Times

SECTOR 1			SECTOR 2		SECTOR 3		Pos	Driver	Ideal Lap	Best Lap	
Pos	Driver	Time	Driver	Time	Driver	Time					
1	4 J.BRICHE	49.220	7 X.FOUINEAU	1:20.747	4 J.BRICHE	44.737	1	7 X.FOUINEAU	2:55.035	2:55.801	(3)
2	20 T.CLAIRET	49.391	4 J.BRICHE	1:21.098	7 X.FOUINEAU	44.866	2	4 J.BRICHE	2:55.055	2:55.220	(1)
3	7 X.FOUINEAU	49.422	20 T.CLAIRET	1:21.131	33 F.CAPRASSE	44.884	3	20 T.CLAIRET	2:55.569	2:55.767	(2)
4	33 F.CAPRASSE	49.450	33 F.CAPRASSE	1:21.474	20 T.CLAIRET	45.047	4	33 F.CAPRASSE	2:55.808	2:56.178	(4)
5	24 F.BRICHE	49.490	21 J.CLAIRET	1:21.527	24 F.BRICHE	45.129	5	21 J.CLAIRET	2:56.159	2:56.312	(5)
6	21 J.CLAIRET	49.498	15 D.POUGET	1:21.615	21 J.CLAIRET	45.134	6	15 D.POUGET	2:56.868	2:57.570	(7)
7	1 M.GUILLOT	49.592	1 M.GUILLOT	1:22.252	1 M.GUILLOT	45.221	7	1 M.GUILLOT	2:57.065	2:57.374	(6)
8	15 D.POUGET	49.876	24 F.BRICHE	1:22.899	15 D.POUGET	45.377	8	24 F.BRICHE	2:57.518	2:58.275	(8)
9	23 A.RICHARD	50.028	31 L.MERIC	1:23.083	3 D.GIBAUD	45.790	9	31 L.MERIC	2:59.363	2:59.363	(9)
10	17 L.RICHARD	50.228	3 D.GIBAUD	1:23.158	31 L.MERIC	45.900	10	3 D.GIBAUD	2:59.512	3:00.347	(11)
11	31 L.MERIC	50.380	44 V.SHUNKER	1:23.271	44 V.SHUNKER	45.970	11	23 A.RICHARD	2:59.643	2:59.868	(10)
12	44 V.SHUNKER	50.461	23 A.RICHARD	1:23.447	23 A.RICHARD	46.168	12	44 V.SHUNKER	2:59.702	3:00.516	(12)
13	3 D.GIBAUD	50.564	17 L.RICHARD	1:24.160	17 L.RICHARD	46.178	13	17 L.RICHARD	3:00.566	3:00.907	(13)
14	66 G.COLOMBANI	51.069	66 G.COLOMBANI	1:24.422	66 G.COLOMBANI	46.824	14	66 G.COLOMBANI	3:02.315	3:02.749	(14)
15	54 S.PUSSIÉ	52.898	54 S.PUSSIÉ	1:33.486	54 S.PUSSIÉ	50.538	15	54 S.PUSSIÉ	3:16.922		



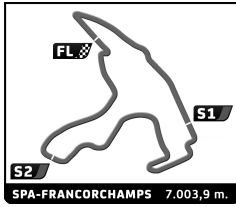
PEUGEOT 308 RACING CUP

SPA EURO RACE

FREE PRACTICE 2

Best Top Speeds

Driver	Team		Top 1		Top 2		Top 3		Top 4		Top 5		Avg
			Kph	Lap	Kph	Lap	Kph	Lap	Kph	Lap	Kph	Lap	
20 Teddy CLAIRET	PUSSIER Automobiles by CLAIRET SPORT	J	209.3	7	207.7	10	204.2	9	203.8	8	201.1	6	205,2
17 Laurent RICHARD	GPA RACING	G	208.9	9	207.7	8	206.9	4	205.3	5	202.2	3	206,2
1 Marc GUILLOT	MILAN COMPETITION		208.1	9	207.7	6	206.9	5	202.6	2	201.5	7	205,4
21 Jimmy CLAIRET	PUSSIER Automobiles by CLAIRET SPORT		203.4	7	200.7	10	196.7	6	195.7	4	195.3	5	198,4
23 Amaury RICHARD	GPA RACING	J	201.5	8	200.4	7	200.4	9	200.0	4	199.6	3	200,4
44 Veenesh SHUNKER	CVS Autos by CLAIRET SPORT		200.4	5	200.0	4	198.2	2	197.4	6	197.4	8	198,7
7 Xavier FOUINEAU	JSB COMPETITION		199.6	4	198.5	2	194.9	8	189.8	3	189.1	7	194,4
4 Julien BRICHE	JSB COMPETITION		199.3	9	189.5	3	188.8	5	186.2	8	181.8	4	189,1
15 David POUGET	GPA RACING		196.4	6	187.8	2	179.4	4	177.3	5	177.0	3	183,6
33 Frédéric CAPRASSE	JSB COMPETITION		192.2	4	188.8	9	188.2	10	187.2	8	184.3	5	188,1
3 Denis GIBAUD	MILAN COMPETITION	G	189.8	7	186.5	6	185.9	4	184.0	8	182.4	5	185,7
31 Louis MERIC	LM 31	J	184.9	9	179.4	5	176.2	8	168.0	6	167.7	4	175,2
66 Gilles COLOMBANI	CAR SYST' M RACING	G	181.8	8	179.7	7	175.6	10	173.6	5	169.5	6	176,0
24 Florian BRICHE	JSB COMPETITION	J	181.5	5	178.2	6	175.0	4	172.5	2	157.7	3	173,0
54 Sylvain PUSSIER	PUSSIER Automobiles by CLAIRET SPORT		167.7	2	144.8	1							156,3
22 Samuel CHALIGNE	SC SPORT by CLAIRET SPORT												
81 Stéphane VENTAJA	PUSSIER Automobiles by CLAIRET SPORT	G											




PEUGEOT 308 RACING CUP

SPA EURO RACE

FREE PRACTICE 2

Fastest Lap Sequence

Practice Time	Driver	Team	Car	Class	Time	Kph	Lap
6:01.040	44 Veenesh SHUNKER	CVS Autos by CLAIRET SPORT	PEUGEOT 308		3:01.822	138.7	2
6:04.402	1 Marc GUILLOT	MILAN COMPETITION	PEUGEOT 308		2:57.838	141.8	2
6:23.198	7 Xavier FOUINEAU	JSB COMPETITION	PEUGEOT 308		2:55.801	143.4	2
15:42.874	4 Julien BRICHE	JSB COMPETITION	PEUGEOT 308		2:55.240	143.9	5
27:10.084	4 Julien BRICHE	JSB COMPETITION	PEUGEOT 308		2:55.220	143.9	8




PEUGEOT 308 RACING CUP SPA EURO RACE FREE PRACTICE 2

Analysis

■ Personal Best ■ Session Best B Crossing the finish line in pit lane

Lap	Time	Sector 1	Sector 2	Sector 3	T. Spd	Elapsed	Lap	Time	Sector 1	Sector 2	Sector 3	T. Spd	Elapsed		
1	Marc GUILLOT	FRA						6	3:15.283B	49.876	1:25.458	59.949	196.4	24:39.957	
	MILAN COMPETITION	PEUGEOT 308													
1	3:06.564	56.093	1:24.316	46.155	180.3	3:06.564									
2	2:57.838	50.264	1:22.252	45.322	202.6	6:04.402									
3	3:11.603B	50.603	1:22.309	58.691	186.5	9:16.005									
4	4:58.819	2:45.495	1:27.002	46.322	191.5	14:14.824									
5	2:57.554	50.051	1:22.282	45.221	206.9	17:12.378									
6	2:58.140	50.224	1:22.522	45.394	207.7	20:10.518									
7	3:08.634B	50.685	1:22.954	54.995	201.5	23:19.152									
8	5:45.331	3:37.228	1:22.705	45.398	198.9	29:04.483									
9	2:57.374	49.592	1:22.516	45.266	208.1	32:01.857									
3	Denis GIBAUD	FRA						17	Laurent RICHARD	BEL					
	MILAN COMPETITION	PEUGEOT 308							GPA RACING	PEUGEOT 308					
1	3:48.709	1:15.400	1:40.314	52.995	138.1	3:48.709	1	5:12.940	2:55.985	1:28.703	48.252	182.1	5:12.940		
2	3:13.394	56.171	1:27.983	49.240	175.0	7:02.103	2	3:03.443	51.863	1:25.014	46.566	200.0	8:16.383		
3	3:04.643	52.103	1:24.684	47.856	173.6	10:06.746	3	3:01.968	51.131	1:24.334	46.503	202.2	11:18.351		
4	3:03.902	52.487	1:24.840	46.575	185.9	13:10.648	4	3:01.574	51.038	1:24.203	46.333	206.9	14:19.925		
5	3:01.504	51.267	1:24.005	46.232	182.4	16:12.152	5	3:00.907	50.395	1:24.270	46.242	205.3	17:20.832		
6	3:00.978	51.073	1:24.115	45.790	186.5	19:13.130	6	3:10.023B	50.228	1:24.657	55.138	201.9	20:30.855		
7	3:05.827	51.426	1:23.158	51.243	189.8	22:18.957	7	4:18.038	2:07.700	1:24.160	46.178	200.7	24:48.893		
8	3:00.650	50.564	1:23.530	46.556	184.0	25:19.607	8	3:01.149	50.323	1:24.409	46.417	207.7	27:50.042		
9	3:00.347	50.849	1:23.305	46.193	178.5	28:19.954	9	3:01.100	50.477	1:24.165	46.458	208.9	30:51.142		
10	3:19.653	59.437	1:31.069	49.147	141.9	31:39.607									
4	Julien BRICHE	FRA						20	Teddy CLAIRET	FRA					
	JSB COMPETITION	PEUGEOT 308							PUSSIER Automobiles by CLAIRET SPOI	PEUGEOT 308					
1	3:55.735	1:27.145	1:42.698	45.892	94.9	3:55.735	1	4:02.020	1:45.055	1:28.262	48.703	171.2	4:02.020		
2	2:58.778	50.025	1:22.887	45.866	161.2	6:54.513	2	3:03.272	53.297	1:23.641	46.334	165.4	7:05.292		
3	2:57.253	50.104	1:22.264	44.885	189.5	9:51.766	3	3:02.336	52.475	1:23.173	46.688	194.2	10:07.628		
4	2:55.868	49.596	1:21.460	44.812	181.8	12:47.634	4	2:58.033	50.188	1:22.214	45.631	186.5	13:05.661		
5	2:55.240	49.357	1:21.146	44.737	188.8	15:42.874	5	2:58.184	50.675	1:21.638	45.871	199.6	16:03.845		
6	3:09.333B	54.192	1:21.717	53.424	170.1	18:52.207	6	2:56.545	50.009	1:21.131	45.405	201.1	19:00.390		
7	5:22.657	2:55.090	1:37.833	49.734	156.3	24:14.864	7	3:04.684B	50.135	1:21.135	53.414	209.3	22:05.074		
8	2:55.220	49.368	1:21.098	44.754	186.2	27:10.084	8	4:42.874	2:36.193	1:21.186	45.495	203.8	26:47.948		
9	2:55.449	49.220	1:21.432	44.797	199.3	30:05.533	9	2:57.020	49.837	1:22.136	45.047	204.2	29:44.968		
							10	2:55.767	49.391	1:21.224	45.152	207.7	32:40.735		
7	Xavier FOUINEAU	FRA						21	Jimmy CLAIRET	FRA					
	JSB COMPETITION	PEUGEOT 308							PUSSIER Automobiles by CLAIRET SPOI	PEUGEOT 308					
1	3:27.397	1:10.683	1:25.418	51.296	157.9	3:27.397	1	4:11.945	1:48.417	1:30.596	52.932	144.4	4:11.945		
2	2:55.801	49.781	1:20.747	45.273	198.5	6:23.198	2	3:24.393	52.056	1:37.371	54.966	165.4	7:36.338		
3	2:57.272	50.082	1:21.857	45.333	189.8	9:20.470	3	3:00.002	51.284	1:22.771	45.947	176.2	10:36.340		
4	2:56.101	50.185	1:21.050	44.866	199.6	12:16.571	4	2:57.922	50.369	1:21.612	45.941	195.7	13:34.262		
5	3:35.544B	59.316	1:36.439	59.789	148.8	15:52.115	5	2:58.173	50.578	1:22.096	45.499	195.3	16:32.435		
6	4:41.931	2:28.610	1:26.211	47.110	155.6	20:34.046	6	2:57.361	50.067	1:21.527	45.767	196.7	19:29.796		
7	2:55.970	49.422	1:21.112	45.436	189.1	23:30.016	7	2:57.026	49.678	1:22.000	45.348	203.4	22:26.822		
8	2:56.189	49.756	1:21.362	45.071	194.9	26:26.205	8	2:56.541	49.573	1:21.834	45.134	195.3	25:23.363		
9	3:36.714B	59.796	1:31.957	1:04.961	135.7	30:02.919	9	3:24.335	53.552	1:44.604	46.179	169.3	28:47.698		
							10	2:56.312	49.498	1:21.638	45.176	200.7	31:44.010		
15	David POUGET	FRA						23	Amaury RICHARD	FRA					
	GPA RACING	PEUGEOT 308							GPA RACING	PEUGEOT 308					
1	5:07.257	2:47.465	1:30.303	49.489	168.5	5:07.257	1	4:51.174	2:38.545	1:25.505	47.124	184.3	4:51.174		
2	2:57.570	50.578	1:21.615	45.377	187.8	8:04.827	2	3:00.574	50.679	1:23.552	46.343	196.0	7:51.748		
3	2:59.505	50.760	1:22.852	45.893	177.0	11:04.332	3	2:59.868	50.106	1:23.447	46.315	199.6	10:51.616		
4	3:11.662B	51.133	1:22.847	57.682	179.4	14:15.994	4	3:00.273	50.141	1:23.964	46.168	200.0	13:51.889		
5	7:08.680	4:44.079	1:33.620	50.981	177.3	21:24.674	5	3:08.660B	50.177	1:24.173	54.310	193.5	17:00.549		
							6	6:20.006	4:09.584	1:23.503	46.919	189.8	23:20.555		
							7	2:59.981	50.028	1:23.636	46.317	200.4	26:20.536		
							8	3:08.090	50.996	1:28.015	49.079	201.5	29:28.626		
							9	3:00.319	50.059	1:23.910	46.350	200.4	32:28.945		
24	Florian BRICHE	FRA						24	Florian BRICHE	FRA					
	JSB COMPETITION	PEUGEOT 308							JSB COMPETITION	PEUGEOT 308					
1	3:21.333	1:04.717	1:30.438	46.178	146.1	3:21.333	1	3:21.333	1:04.717	1:30.438	46.178	146.1	3:21.333		
2	2:59.642	50.947	1:22.899	45.796	172.5	6:20.975	2	2:59.642	50.947	1:22.899	45.796	172.5	6:20.975		
3	4:04.965B	1:15.656	1:38.836	1:10.473	157.7	10:25.940	3	4:04.965B	1:15.656	1:38.836	1:10.473	157.7	10:25.940		



PEUGEOT 308 RACING CUP SPA EURO RACE FREE PRACTICE 2

Analysis

■ Personal Best ■ Session Best B Crossing the finish line in pit lane

Lap	Time	Sector 1	Sector 2	Sector 3	T. Spd	Elapsed	Lap	Time	Sector 1	Sector 2	Sector 3	T. Spd	Elapsed
4	13:38.727	...	1:23.608	45.831	175.0	24:04.667	9	3:05.564	54.138	1:24.422	47.004	165.9	28:25.152
5	2:58.275	49.733	1:23.413	45.129	181.5	27:02.942	10	3:04.234	52.118	1:24.442	47.674	175.6	31:29.386
6	3:03.595	49.490	1:24.235	49.870	178.2	30:06.537							


31		Louis MERIC		FRA		
LM 31		PEUGEOT 308				
1	3:39.516	1:14.112	1:37.479	47.925	135.5	3:39.516
2	3:03.801	53.282	1:24.010	46.509	156.5	6:43.317
3	3:12.090	55.883	1:28.797	47.410	151.9	9:55.407
4	3:19.072B	55.777	1:24.845	58.450	167.7	13:14.479
5	5:26.055	3:16.216	1:23.263	46.576	179.4	18:40.534
6	3:03.166	52.483	1:24.139	46.544	168.0	21:43.700
7	3:02.246	51.426	1:23.987	46.833	167.7	24:45.946
8	3:01.546	50.907	1:24.441	46.198	176.2	27:47.492
9	2:59.363	50.380	1:23.083	45.900	184.9	30:46.855

33		Frédéric CAPRASSE		BEL		
JSB COMPETITION		PEUGEOT 308				
1	4:01.920	1:49.966	1:25.273	46.681	145.9	4:01.920
2	2:58.307	50.434	1:21.474	46.399	182.7	7:00.227
3	2:56.571	49.752	1:21.935	44.884	180.0	9:56.798
4	2:58.436	49.906	1:21.498	47.032	192.2	12:55.234
5	2:56.785	50.119	1:21.662	45.004	184.3	15:52.019
6	3:57.604B	1:07.030	1:39.611	1:10.963	116.8	19:49.623
7	4:08.243	2:01.505	1:21.836	44.902	175.9	23:57.866
8	2:56.178	49.499	1:21.649	45.030	187.2	26:54.044
9	2:56.681	49.450	1:22.112	45.119	188.8	29:50.725
10	2:57.097	49.473	1:22.666	44.958	188.2	32:47.822

44		Veenesh SHUNKER		FRA		
CVS Autos by CLAIRET SPORT		PEUGEOT 308				
1	2:59.218	48.836	1:23.668	46.714	174.2	2:59.218
2	3:01.822	51.328	1:23.997	46.497	198.2	6:01.040
3	3:01.343	52.102	1:23.271	45.970	190.5	9:02.383
4	3:01.351	51.349	1:23.584	46.418	200.0	12:03.734
5	3:01.827	51.777	1:23.596	46.454	200.4	15:05.561
6	3:16.133B	51.248	1:23.791	1:01.094	197.4	18:21.694
7	4:51.705	2:35.406	1:29.355	46.944	196.7	23:13.399
8	3:01.021	51.237	1:23.612	46.172	197.4	26:14.420
9	3:02.079	50.461	1:24.737	46.881	192.5	29:16.499
10	3:00.516	50.723	1:23.652	46.141	189.5	32:17.015

54		Sylvain PUSSIER		FRA		
PUSSIER Automobiles by CLAIRET SPOI		PEUGEOT 308				
1	3:38.110	1:02.904	1:44.668	50.538	144.8	3:38.110
2	3:28.452B	52.898	1:33.486	1:02.068	167.7	7:06.562

66		Gilles COLOMBANI		FRA		
CAR SYST M RACING		PEUGEOT 308				
1	3:11.948	52.042	1:29.560	50.346	146.9	3:11.948
2	3:07.034	52.317	1:26.788	47.929	166.9	6:18.982
3	3:07.284	52.035	1:27.376	47.873	163.4	9:26.266
4	3:04.102	51.786	1:25.119	47.197	168.0	12:30.368
5	3:04.035	51.563	1:25.557	46.915	173.6	15:34.403
6	3:04.357	51.950	1:24.714	47.693	169.5	18:38.760
7	3:02.749	51.069	1:24.856	46.824	179.7	21:41.509
8	3:38.079	51.539	1:24.584	1:21.956	181.8	25:19.588



PEUGEOT 308 RACING CUP SPA EURO RACE QUALIFYING 1

Classification

Nr.	Driver	Nat	Team	Car		Time	Lap Total	Gap	Kph
1	20 Teddy CLAIRET	FRA	PUSSIER Automobiles by CLAIRET SPORT	PEUGEOT 308	J	2:33.242	7 8	- -	164.5
2	21 Jimmy CLAIRET	FRA	PUSSIER Automobiles by CLAIRET SPORT	PEUGEOT 308		2:33.645	6 8	+0.403 +0.403	164.1
3	15 David POUGET	FRA	GPA RACING	PEUGEOT 308		2:34.526	7 9	+1.284 +0.881	163.2
4	23 Amaury RICHARD	FRA	GPA RACING	PEUGEOT 308	J	2:34.960	7 9	+1.718 +0.434	162.7
5	4 Julien BRICHE	FRA	JSB COMPETITION	PEUGEOT 308		2:35.119	5 7	+1.877 +0.159	162.5
6	1 Marc GUILLOT	FRA	MILAN COMPETITION	PEUGEOT 308		2:35.271	5 9	+2.029 +0.152	162.4
7	33 Frédéric CAPRASSE	BEL	JSB COMPETITION	PEUGEOT 308		2:35.507	6 6	+2.265 +0.236	162.1
8	31 Louis MERIC	FRA	LM 31	PEUGEOT 308	J	2:36.605	5 8	+3.363 +1.098	161.0
9	7 Xavier FOUINEAU	FRA	JSB COMPETITION	PEUGEOT 308		2:36.691	5 6	+3.449 +0.086	160.9
10	17 Laurent RICHARD	BEL	GPA RACING	PEUGEOT 308	G	2:37.814	9 9	+4.572 +1.123	159.8
11	3 Denis GIBAUD	FRA	MILAN COMPETITION	PEUGEOT 308	G	2:37.979	9 9	+4.737 +0.165	159.6
12	54 Sylvain PUSSIER	FRA	PUSSIER Automobiles by CLAIRET SPORT	PEUGEOT 308		2:39.020	6 9	+5.778 +1.041	158.6
13	81 Stéphane VENTAJA	FRA	PUSSIER Automobiles by CLAIRET SPORT	PEUGEOT 308	G	2:40.506	6 9	+7.264 +1.486	157.1
14	44 Veenesh SHUNKER	FRA	CVS Autos by CLAIRET SPORT	PEUGEOT 308		2:40.810	8 9	+7.568 +0.304	156.8
15	66 Gilles COLOMBANI	FRA	CAR SYST M RACING	PEUGEOT 308	G	2:44.309	6 7	+11.067 +3.499	153.5
16	22 Samuel CHALIGNE	FRA	SC SPORT by CLAIRET SPORT	PEUGEOT 308		2:51.659	5 8	+18.417 +7.350	146.9
17	24 Florian BRICHE	FRA	JSB COMPETITION	PEUGEOT 308	J		4		

Fastest Lap	Lap 7	Teddy CLAIRET	2:33.242	164.5 Kph
--------------------	-------	---------------	-----------------	-----------


CARS 4, 17, 31, 33, AND 54 - SOME LAP TIME DELETE DUE TRACK LIMITS
CARS 4 AND 54 - BEST LAP TIME DELETE DUE TRACK LIMITS

Published at:

Track Status: **DRY**

Race Director:


Timekeeper:



PEUGEOT 308 RACING CUP SPA EURO RACE QUALIFYING 1

Best Sector Times

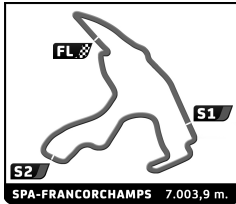
SECTOR 1			SECTOR 2		SECTOR 3		Pos	Driver	Ideal Lap	Best Lap	
Pos	Driver	Time	Driver	Time	Driver	Time					
1	20 T.CLAIRET	44.028	20 T.CLAIRET	1:09.738	21 J.CLAIRET	39.375	1	20 T.CLAIRET	2:33.161	2:33.242	(1)
2	21 J.CLAIRET	44.299	15 D.POUGET	1:09.760	20 T.CLAIRET	39.395	2	21 J.CLAIRET	2:33.610	2:33.645	(2)
3	4 J.BRICHE	44.646	4 J.BRICHE	1:09.908	4 J.BRICHE	39.710	3	4 J.BRICHE	2:34.264	2:35.119	(5)
4	1 M.GUILLOT	44.778	21 J.CLAIRET	1:09.936	1 M.GUILLOT	39.712	4	15 D.POUGET	2:34.436	2:34.526	(3)
5	33 F.CAPRASSE	44.859	23 A.RICHARD	1:10.169	15 D.POUGET	39.769	5	1 M.GUILLOT	2:34.831	2:35.271	(6)
6	23 A.RICHARD	44.903	1 M.GUILLOT	1:10.341	23 A.RICHARD	39.888	6	23 A.RICHARD	2:34.960	2:34.960	(4)
7	15 D.POUGET	44.907	33 F.CAPRASSE	1:10.527	33 F.CAPRASSE	39.896	7	33 F.CAPRASSE	2:35.282	2:35.507	(7)
8	54 S.PUSSIERS	45.152	7 X.FOUINEAU	1:10.982	31 L.MERIC	40.090	8	31 L.MERIC	2:36.596	2:36.605	(8)
9	31 L.MERIC	45.349	31 L.MERIC	1:11.157	17 L.RICHARD	40.133	9	7 X.FOUINEAU	2:36.691	2:36.691	(9)
10	7 X.FOUINEAU	45.559	3 D.GIBAUD	1:11.435	7 X.FOUINEAU	40.150	10	54 S.PUSSIERS	2:37.411	2:39.020	(12)
11	17 L.RICHARD	45.785	54 S.PUSSIERS	1:11.624	54 S.PUSSIERS	40.635	11	17 L.RICHARD	2:37.814	2:37.814	(10)
12	3 D.GIBAUD	45.835	17 L.RICHARD	1:11.896	3 D.GIBAUD	40.709	12	3 D.GIBAUD	2:37.979	2:37.979	(11)
13	66 G.COLOMBANI	46.503	44 V.SHUNKER	1:12.614	81 S.VENTAJA	40.776	13	81 S.VENTAJA	2:40.373	2:40.506	(13)
14	81 S.VENTAJA	46.532	81 S.VENTAJA	1:13.065	44 V.SHUNKER	41.047	14	44 V.SHUNKER	2:40.810	2:40.810	(14)
15	24 F.BRICHE	46.747	66 G.COLOMBANI	1:14.786	24 F.BRICHE	42.021	15	66 G.COLOMBANI	2:43.710	2:44.309	(15)
16	44 V.SHUNKER	47.149	24 F.BRICHE	1:15.274	66 G.COLOMBANI	42.421	16	24 F.BRICHE	2:44.042		
17	22 S.CHALIGNE	48.966	22 S.CHALIGNE	1:17.290	22 S.CHALIGNE	43.992	17	22 S.CHALIGNE	2:50.248	2:51.659	(16)



PEUGEOT 308 RACING CUP SPA EURO RACE QUALIFYING 1

Best Top Speeds


Driver	Team	Top 1		Top 2		Top 3		Top 4		Top 5		
		Kph	Lap	Kph	Lap	Kph	Lap	Kph	Lap	Kph	Lap	Avg
21 Jimmy CLAIRET	PUSSIER Automobiles by CLAIRET SPORT	230.8	7	229.8	6	226.4	5	212.2	4	186.9	2	217,2
20 Teddy CLAIRET	PUSSIER Automobiles by CLAIRET SPORT J	230.8	7	228.8	6	227.4	5	190.8	4	174.5	2	210,5
1 Marc GUILLOT	MILAN COMPETITION	229.3	6	227.4	4	226.4	5	226.4	9	225.5	7	227,0
33 Frédéric CAPRASSE	JSB COMPETITION	229.3	6	225.0	4	225.0	5	224.5	3	210.1	2	222,8
54 Sylvain PUSSIER	PUSSIER Automobiles by CLAIRET SPORT	227.8	9	227.4	6	225.5	8	224.5	7	203.8	3	221,8
23 Amaury RICHARD	GPA RACING J	226.9	6	225.9	7	225.5	5	225.5	8	224.1	9	225,6
15 David POUGET	GPA RACING	225.5	6	223.1	8	223.1	9	222.7	7	221.8	4	223,2
81 Stéphane VENTAJA	PUSSIER Automobiles by CLAIRET SPORT G	225.0	7	224.1	6	223.6	8	223.1	5	218.6	9	222,9
31 Louis MERIC	LM 31 J	225.0	5	224.5	6	224.1	4	220.9	7	216.4	8	222,2
4 Julien BRICHE	JSB COMPETITION	225.0	7	224.5	6	223.6	5	223.1	4	179.7	2	215,2
17 Laurent RICHARD	GPA RACING G	225.0	6	224.5	4	224.1	7	224.1	8	224.1	9	224,4
7 Xavier FOUINEAU	JSB COMPETITION	224.5	5	223.6	4	192.9	2	180.6	3	161.4	6	196,6
3 Denis GIBAUD	MILAN COMPETITION G	223.6	8	220.9	9	220.0	6	217.7	7	216.0	5	219,6
66 Gilles COLOMBANI	CAR SYST' M RACING G	223.1	6	219.5	4	216.9	5	203.8	3	189.8	7	210,6
44 Veenesh SHUNKER	CVS Autos by CLAIRET SPORT	222.2	6	222.2	7	222.2	8	221.3	5	219.5	4	221,5
24 Florian BRICHE	JSB COMPETITION J	213.9	4	198.9	2	192.9	3	157.0	1			190,7
22 Samuel CHALIGNE	SC SPORT by CLAIRET SPORT	206.5	6	202.2	5	198.9	3	195.7	4	187.2	2	198,1



PEUGEOT 308 RACING CUP SPA EURO RACE QUALIFYING 1

Fastest Lap Sequence

Practice Time	Driver	Team	Car	Class	Time	Kph	Lap
6:37.482	44 Veenesh SHUNKER	CVS Autos by CLAIRET SPORT	PEUGEOT 308		2:52.786	145.9	2
6:44.409	17 Laurent RICHARD	GPA RACING	PEUGEOT 308	G	2:47.397	150.6	2
9:24.758	44 Veenesh SHUNKER	CVS Autos by CLAIRET SPORT	PEUGEOT 308		2:47.276	150.7	3
9:27.399	17 Laurent RICHARD	GPA RACING	PEUGEOT 308	G	2:42.990	154.7	3
10:36.999	15 David POUGET	GPA RACING	PEUGEOT 308		2:39.504	158.1	3
13:13.271	15 David POUGET	GPA RACING	PEUGEOT 308		2:36.272	161.3	4
15:49.170	15 David POUGET	GPA RACING	PEUGEOT 308		2:35.899	161.7	5
15:56.602	23 Amaury RICHARD	GPA RACING	PEUGEOT 308	J	2:35.494	162.2	5
15:58.724	1 Marc GUILLOT	MILAN COMPETITION	PEUGEOT 308		2:35.271	162.4	5
18:23.879	15 David POUGET	GPA RACING	PEUGEOT 308		2:34.709	163.0	6
20:27.353	21 Jimmy CLAIRET	PUSSIER Automobiles by CLAIRET SPORT	PEUGEOT 308		2:33.645	164.1	6
23:04.486	20 Teddy CLAIRET	PUSSIER Automobiles by CLAIRET SPORT	PEUGEOT 308	J	2:33.242	164.5	7




PEUGEOT 308 RACING CUP SPA EURO RACE QUALIFYING 1

Analysis

■ Personal Best ■ Session Best B Crossing the finish line in pit lane

Lap	Time	Sector 1	Sector 2	Sector 3	T. Spd	Elapsed	Lap	Time	Sector 1	Sector 2	Sector 3	T. Spd	Elapsed	
1	Marc GUILLOT	FRA						17	Laurent RICHARD	BEL				
	MILAN COMPETITION	PEUGEOT 308							GPA RACING	PEUGEOT 308				
1	5:14.579	2:45.962	1:37.745	50.872	96.0	5:14.579	1	3:57.012	1:42.323	1:29.745	44.944	129.2	3:57.012	
2	2:52.535	51.107	1:18.522	42.906	200.0	8:07.114	2	2:47.397	48.566	1:16.949	41.882	219.1	6:44.409	
3	2:39.609	46.440	1:12.354	40.815	223.6	10:46.723	3	2:42.990	47.217	1:14.701	41.072	223.1	9:27.399	
4	2:36.730	45.190	1:11.371	40.169	227.4	13:23.453	4	2:42.082	46.516	1:14.583	40.983	224.5	12:09.481	
5	2:35.271	44.976	1:10.583	39.712	226.4	15:58.724	5	2:40.525	46.510	1:12.881	41.134	222.7	14:50.006	
6	2:45.197	44.778	1:10.341	50.078	229.3	18:43.921	6	2:39.319	45.914	1:12.753	40.652	225.0	17:29.325	
7	2:36.355	45.154	1:10.733	40.468	225.5	21:20.276	7	2:47.876B	46.189	1:12.785	48.902	224.1	20:17.201	
8	3:06.052	55.422	1:22.553	48.077	156.3	24:26.328	8	3:31.685	1:38.834	1:12.300	40.551	224.1	23:48.886	
9	2:35.928	45.240	1:10.556	40.132	226.4	27:02.256	9	2:37.814	45.785	1:11.896	40.133	224.1	26:26.700	
3	Denis GIBAUD	FRA						20	Teddy CLAIRET	FRA				
	MILAN COMPETITION	PEUGEOT 308							PUSSIER Automobiles by CLAIRET SPOI	PEUGEOT 308				
1	5:15.355	2:46.807	1:38.452	50.096	98.8	5:15.355	1	3:32.463	1:09.489	1:32.488	50.486	157.4	3:32.463	
2	2:55.510	51.446	1:20.305	43.759	198.5	8:10.865	2	3:15.119B	52.745	1:26.554	55.820	174.5	6:47.582	
3	2:45.693	47.674	1:15.923	42.096	206.5	10:56.558	3	5:44.740	3:31.437	1:29.176	44.127	69.4	12:32.322	
4	2:43.680	47.073	1:14.585	42.022	213.4	13:40.238	4	2:48.898	47.020	1:19.238	42.640	190.8	15:21.220	
5	2:42.814	47.053	1:13.813	41.948	216.0	16:23.052	5	2:35.727	45.049	1:10.642	40.036	227.4	17:56.947	
6	2:41.134	46.838	1:12.942	41.354	220.0	19:04.186	6	2:34.297	45.019	1:09.883	39.395	228.8	20:31.244	
7	2:41.179	46.376	1:12.660	42.143	217.7	21:45.365	7	2:33.242	44.028	1:09.738	39.476	230.8	23:04.486	
8	2:38.711	45.896	1:11.684	41.131	223.6	24:24.076	8	3:27.519B	47.912	1:34.601	1:05.006	150.0	26:32.005	
9	2:37.979	45.835	1:11.435	40.709	220.9	27:02.055								
4	Julien BRICHE	FRA						21	Jimmy CLAIRET	FRA				
	JSB COMPETITION	PEUGEOT 308							PUSSIER Automobiles by CLAIRET SPOI	PEUGEOT 308				
1	8:58.282	6:34.958	1:34.297	49.027	159.1	8:58.282	1	3:30.292	1:08.353	1:31.409	50.530	157.4	3:30.292	
2	2:53.043	52.144	1:18.487	42.412	179.7	11:51.325	2	3:12.147B	52.125	1:26.176	53.846	186.9	6:42.439	
3	2:49.773	49.115	1:17.795	42.863	179.1	14:41.098	3	5:47.063	3:35.280	1:27.110	44.673	63.5	12:29.502	
4	2:36.960	45.542	1:10.538	40.880	223.1	17:18.058	4	2:48.585	48.228	1:18.241	42.116	212.2	15:18.087	
5	2:35.119	45.188	1:10.032	39.899	223.6	19:53.177	5	2:35.621	45.219	1:10.592	39.810	226.4	17:53.708	
6	2:34.616	44.998	1:09.908	39.710	224.5	22:27.793	6	2:33.645	44.331	1:09.936	39.378	229.8	20:27.353	
7	2:53.580B	44.646	1:16.264	52.670	225.0	25:21.373	7	2:33.715	44.299	1:10.041	39.375	230.8	23:01.068	
7	Xavier FOUINEAU	FRA						22	Samuel CHALIGNE	FRA				
	JSB COMPETITION	PEUGEOT 308							SC SPORT by CLAIRET SPORT	PEUGEOT 308				
1	8:59.521	6:37.073	1:33.333	49.115	138.8	8:59.521	1	4:03.414	1:40.859	1:33.839	48.716	140.4	4:03.414	
2	2:52.437	51.530	1:18.400	42.507	192.9	11:51.958	2	2:59.953	50.822	1:23.619	45.512	187.2	7:03.367	
3	2:49.971	49.105	1:17.792	43.074	180.6	14:41.929	3	2:54.866	49.457	1:20.631	44.778	198.9	9:58.233	
4	2:38.109	45.790	1:11.515	40.804	223.6	17:20.038	4	2:52.780	49.373	1:18.914	44.493	195.7	12:51.013	
5	2:36.691	45.559	1:10.982	40.150	224.5	19:56.729	5	2:51.659	49.025	1:18.642	43.992	202.2	15:42.672	
6	3:18.698B	49.572	1:24.912	1:04.214	161.4	23:15.427	6	3:06.509B	48.966	1:18.817	58.726	206.5	18:49.181	
15	David POUGET	FRA						23	Amaury RICHARD	FRA				
	GPA RACING	PEUGEOT 308							GPA RACING	PEUGEOT 308				
1	4:59.046	2:21.819	1:36.225	1:01.002	113.3	4:59.046	1	4:59.475	2:20.860	1:35.890	1:02.725	112.6	4:59.475	
2	2:58.449	53.471	1:17.774	47.204	184.3	7:57.495	2	3:02.188	55.323	1:19.103	47.762	169.5	8:01.663	
3	2:39.504	46.959	1:12.162	40.383	218.2	10:36.999	3	2:43.076	48.955	1:13.128	40.993	220.4	10:44.739	
4	2:36.272	45.707	1:10.625	39.940	221.8	13:13.271	4	2:36.369	45.640	1:10.795	39.934	223.6	13:21.108	
5	2:35.899	45.472	1:10.384	40.043	221.8	15:49.170	5	2:35.494	45.235	1:10.285	39.974	225.5	15:56.602	
6	2:34.709	45.064	1:09.760	39.885	225.5	18:23.879	6	2:37.401	44.941	1:10.172	42.288	226.9	18:34.003	
7	2:34.526	44.907	1:09.850	39.769	222.7	20:58.405	7	2:34.960	44.903	1:10.169	39.888	225.9	21:08.963	
8	2:34.821	44.907	1:10.063	39.851	223.1	23:33.226	8	2:35.505	44.906	1:10.560	40.039	225.5	23:44.468	
9	2:37.805	45.026	1:10.195	42.584	223.1	26:11.031	9	2:36.261	45.228	1:10.702	40.331	224.1	26:20.729	




PEUGEOT 308 RACING CUP SPA EURO RACE QUALIFYING 1

Analysis

■ Personal Best ■ Session Best B Crossing the finish line in pit lane

Lap	Time	Sector 1	Sector 2	Sector 3	T. Spd	Elapsed	Lap	Time	Sector 1	Sector 2	Sector 3	T. Spd	Elapsed
24 Florian BRICHE FRA JSB COMPETITION PEUGEOT 308							4	6:01.335	2:51.572	2:17.821	51.942	219.5	17:26.009
1	8:58.871	6:36.398	1:33.486	48.987	157.0	8:58.871	5	2:54.659	50.228	1:19.020	45.411	216.9	20:20.668
2	3:06.957B	54.874	1:17.263	54.820	198.9	12:05.828	6	2:44.309	47.102	1:14.786	42.421	223.1	23:04.977
3	6:07.909	4:10.614	1:15.274	42.021	192.9	18:13.737	7	3:07.727	46.503	1:24.290	56.934	189.8	26:12.704
4	3:08.188B	46.747	1:19.804	1:01.637	213.9	21:21.925							
31 Louis MERIC FRA LM 31 PEUGEOT 308													
1	5:00.548	2:23.511	1:37.176	59.861	112.1	5:00.548							
2	3:02.205	56.099	1:19.239	46.867	165.4	8:02.753							
3	2:44.820	49.290	1:14.470	41.060	204.2	10:47.573							
4	2:38.277	45.550	1:12.139	40.588	224.1	13:25.850							
5	2:36.605	45.358	1:11.157	40.090	225.0	16:02.455							
6	2:53.538B	45.349	1:15.896	52.293	224.5	18:55.993							
7	4:27.007	2:28.825	1:16.758	41.424	220.9	23:23.000							
8	2:40.964	45.632	1:12.924	42.408	216.4	26:03.964							
33 Frédéric CAPRASSE BEL JSB COMPETITION PEUGEOT 308													
1	13:44.291	...	1:36.525	50.578	178.2	13:44.291							
2	2:44.023	48.874	1:14.016	41.133	210.1	16:28.314							
3	2:39.997	45.568	1:14.533	39.896	224.5	19:08.311							
4	2:36.143	45.005	1:10.527	40.611	225.0	21:44.454							
5	2:43.329	45.032	1:17.707	40.590	225.0	24:27.783							
6	2:35.507	44.859	1:10.729	39.919	229.3	27:03.290							
44 Veenesh SHUNKER FRA CVS Autos by CLAIRET SPORT PEUGEOT 308													
1	3:44.696	1:31.618	1:26.559	46.519	171.2	3:44.696							
2	2:52.786	49.020	1:19.286	44.480	208.9	6:37.482							
3	2:47.276	48.327	1:16.017	42.932	218.6	9:24.758							
4	2:46.209	48.111	1:16.152	41.946	219.5	12:10.967							
5	2:43.523	47.178	1:14.560	41.785	221.3	14:54.490							
6	2:42.219	47.173	1:13.496	41.550	222.2	17:36.709							
7	2:41.116	47.228	1:12.745	41.143	222.2	20:17.825							
8	2:40.810	47.149	1:12.614	41.047	222.2	22:58.635							
9	3:35.009B	1:07.548	1:22.262	1:05.199	197.4	26:33.644							
54 Sylvain PUSSIER FRA PUSSIER Automobiles by CLAIRET SPOI PEUGEOT 308													
1	3:42.053	1:27.632	1:27.614	46.807	157.0	3:42.053							
2	2:58.160	49.040	1:22.651	46.469	195.3	6:40.213							
3	2:52.630	47.913	1:20.845	43.872	203.8	9:32.843							
4	3:00.156	49.360	1:26.609	44.187	158.8	12:32.999							
5	2:49.023	46.943	1:19.246	42.834	189.8	15:22.022							
6	2:39.020	45.566	1:11.804	41.650	227.4	18:01.042							
7	2:38.550	46.291	1:11.624	40.635	224.5	20:39.592							
8	2:38.036	45.496	1:11.880	40.660	225.5	23:17.628							
9	2:53.648	45.152	1:12.423	56.073	227.8	26:11.276							
66 Gilles COLOMBANI FRA CAR SYST' M RACING PEUGEOT 308													
1	5:03.444	2:27.149	1:39.190	57.105	132.0	5:03.444							
2	3:09.177	57.493	1:25.751	45.933	126.5	8:12.621							
3	3:12.053B	51.489	1:18.111	1:02.453	203.8	11:24.674							



PEUGEOT 308 RACING CUP SPA EURO RACE RACE 1 (30')

Starting Grid


Florian BRICHE	JSB COMPETITION	24	- 9 -	
2:44.309 Gilles COLOMBANI	CAR SYSTEM RACING	66	- 8 -	22 SC SPORT by CLAIRET SPORT Samuel CHALIGNE 2:51.659
2:40.506 Stéphane VENTAJA	PUSSIER Automobiles by CLAIRET SPORT	81	- 7 -	44 CVS Autos by CLAIRET SPORT Veenesh SHUNKER 2:40.810
2:37.979 Denis GIBAUD	MILAN COMPETITION	3	- 6 -	54 PUSSIER Automobiles by CLAIRET SPORT Sylvain PUSSIER 2:39.020
2:36.691 Xavier FOUINEAU	JSB COMPETITION	7	- 5 -	17 GPA RACING Laurent RICHARD 2:37.814
2:35.507 Frédéric CAPRASSE	JSB COMPETITION	33	- 4 -	31 LM 31 Louis MERIC 2:36.605
2:35.119 Julien BRICHE	JSB COMPETITION	4	- 3 -	1 MILAN COMPETITION Marc GUILLOT 2:35.271
2:34.526 David POUGET	GPA RACING	15	- 2 -	23 GPA RACING Amaury RICHARD 2:34.960
2:33.242 Teddy CLAIRET	PUSSIER Automobiles by CLAIRET SPORT	20	- 1 -	21 PUSSIER Automobiles by CLAIRET SPORT Jimmy CLAIRET 2:33.645

Pole

CAR 24 - BACK OF THE GRID DUE TO STEWARDS DECISION

Stewards:

Timekeeper:



PEUGEOT 308 RACING CUP SPA EURO RACE RACE 1 (30')

Amended

Classification

Drivers	Nat	Team	Vehicle	Class	Laps	Total Time	Gap	Kph	Best Lap		
									Lap	Time	Kph
1 20 Teddy CLAIRET	FRA	PUSSIER Automobiles by CLAIRET SPORT	PEUGEOT 308	J	12	31:26.231	- 160.4	3	2:36.122	161.5	
2 21 Jimmy CLAIRET	FRA	PUSSIER Automobiles by CLAIRET SPORT	PEUGEOT 308		12	31:27.224	+0.993	160.3	4	2:36.284	161.3
3 15 David POUGET	FRA	GPA RACING	PEUGEOT 308		12	31:39.387	+13.156	159.3	3	2:36.642	161.0
4 23 Amaury RICHARD	FRA	GPA RACING	PEUGEOT 308	J	12	31:55.460	+29.229	158.0	11	2:37.817	159.8
5 7 Xavier FOUINEAU	FRA	JSB COMPETITION	PEUGEOT 308		12	32:01.712	+35.481	157.4	4	2:37.007	160.6
6 17 Laurent RICHARD	BEL	GPA RACING	PEUGEOT 308	G	12	32:01.883	+35.652	157.4	6	2:38.419	159.2
7 31 Louis MERIC	FRA	LM 31	PEUGEOT 308	J	12	32:03.553	+37.322	157.3	5	2:38.587	159.0
8 4 Julien BRICHE	FRA	JSB COMPETITION	PEUGEOT 308		12	32:22.820	+56.589	155.7	8	2:36.603	161.0
9 1 Marc GUILLOT	FRA	MILAN COMPETITION	PEUGEOT 308		12	32:24.401	+58.170	155.6	3	2:36.468	161.1
10 3 Denis GIBAUD	FRA	MILAN COMPETITION	PEUGEOT 308	G	12	32:32.130	+1:05.899	155.0	8	2:38.985	158.6
11 54 Sylvain PUSSIER	FRA	PUSSIER Automobiles by CLAIRET SPORT	PEUGEOT 308		12	32:37.488	+1:11.257	154.6	5	2:39.058	158.5
12 44 Veenesh SHUNKER	FRA	CVS Autos by CLAIRET SPORT	PEUGEOT 308		12	32:38.151	+1:11.920	154.5	10	2:39.338	158.2
13 66 Gilles COLOMBANI	FRA	CAR SYST M RACING	PEUGEOT 308	G	12	32:46.537	+1:20.306	153.9	3	2:41.985	155.7
14 81 Stéphane VENTAJA	FRA	PUSSIER Automobiles by CLAIRET SPORT	PEUGEOT 308	G	12	33:04.397	+1:38.166	152.5	11	2:38.591	159.0
15 33 Frédéric CAPRASSE	BEL	JSB COMPETITION	PEUGEOT 308		12	33:10.672	+1:44.441	152.0	3	2:36.222	161.4
16 22 Samuel CHALIGNE	FRA	SC SPORT by CLAIRET SPORT	PEUGEOT 308		12	34:10.197	+2:43.966	147.6	4	2:48.142	150.0

Not classified:

24 Florian BRICHE

FRA JSB COMPETITION PEUGEOT 308 J 1 **2:49.212**

Pole Position

T. CLAIRET **2:33.242** 164.5 Kph

Fastest Lap

Lap 3 Teddy CLAIRET **2:36.122** 161.5 Kph


CARS 1, 4 AND 81 - PENALTY OF 50 SECONDS DUE TO TRACK LIMITS (RACE CONTROL DECISION)
 CAR 33 - PENALTY OF 75 SECONDS DUE TO TRACK LIMITS (RACE CONTROL DECISION)
 CAR 44 - PENALTY OF 25 SECONDS DUE TO TRACK LIMITS (RACE CONTROL DECISION)
 CAR 3 - PENALTY OF 25 SECONDS DUE TO STEWARDS DECISION NR.5
 CAR 54 - PENALTY OF 25 SECONDS DUE TO STEWARDS DECISION NR.4

Published at:

Track Status: **DRY**

Stewards:	Timekeeper:
------------------	--------------------





PEUGEOT 308 RACING CUP SPA EURO RACE RACE 1

Amended

Classification by Group


Nr. Driver	Nat	Team	Car	Laps	Total Time	Gap	Kph	Best Lap				
								Lap	Time	Kph		
GENTLEMAN												
1	17	Laurent RICHARD	BEL	GPA RACING	PEUGEOT 308	12	32:01.883	157.4	6	2:38.419	159.2	
2	3	Denis GIBAUD	FRA	MILAN COMPETITION	PEUGEOT 308	12	32:32.130	+30.247	155.0	8	2:38.985	158.6
3	66	Gilles COLOMBANI	FRA	CAR SYST' M RACING	PEUGEOT 308	12	32:46.537	+44.654	153.9	3	2:41.985	155.7
4	81	Stéphane VENTAJA	FRA	PUSSIER Automobiles by CLAIRET SPORT	PEUGEOT 308	12	33:04.397	+1'02.514	152.5	11	2:38.591	159.0
JUNIOR												
1	20	Teddy CLAIRET	FRA	PUSSIER Automobiles by CLAIRET SPORT	PEUGEOT 308	12	31:26.231	160.4	3	2:36.122	161.5	
2	23	Amaury RICHARD	FRA	GPA RACING	PEUGEOT 308	12	31:55.460	+29.229	158.0	11	2:37.817	159.8
3	31	Louis MERIC	FRA	LM 31	PEUGEOT 308	12	32:03.553	+37.322	157.3	5	2:38.587	159.0
Not classified:												
24	Florian BRICHE	FRA	JSB COMPETITION	PEUGEOT 308	1	2:49.212						

CARS 1, 4 AND 81 - PENALTY OF 50 SECONDS DUE TO TRACK LIMITS (RACE CONTROL DECISION)
 CAR 33 - PENALTY OF 75 SECONDS DUE TO TRACK LIMITS (RACE CONTROL DECISION)
 CAR 44 - PENALTY OF 25 SECONDS DUE TO TRACK LIMITS (RACE CONTROL DECISION)
 CAR 3 - PENALTY OF 25 SECONDS DUE TO STEWARDS DECISION NR.5
 CAR 54 - PENALTY OF 25 SECONDS DUE TO STEWARDS DECISION NR.4

Published at:

Track Status: **DRY**


Stewards:	Timekeeper:
-----------	-------------



PEUGEOT 308 RACING CUP SPA EURO RACE RACE 1

Best Sector Times

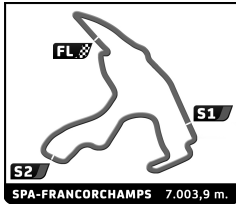
SECTOR 1			SECTOR 2		SECTOR 3		Pos	Driver	Ideal Lap	Best Lap	
Pos	Driver	Time	Driver	Time	Driver	Time					
1	21 J.CLAIRET	44.555	15 D.POUGET	1:10.662	21 J.CLAIRET	40.034	1	T.CLAIRET	2:35.831	2:36.122	(1)
2	20 T.CLAIRET	44.721	20 T.CLAIRET	1:11.036	1 M.GUILLOT	40.049	2	15 D.POUGET	2:35.886	2:36.642	(6)
3	4 J.BRICHE	44.781	4 J.BRICHE	1:11.061	20 T.CLAIRET	40.074	3	4 J.BRICHE	2:35.954	2:36.603	(5)
4	33 F.CAPRASSE	44.807	33 F.CAPRASSE	1:11.161	4 J.BRICHE	40.112	4	21 J.CLAIRET	2:36.031	2:36.284	(3)
5	1 M.GUILLOT	44.824	1 M.GUILLOT	1:11.182	33 F.CAPRASSE	40.223	5	1 M.GUILLOT	2:36.055	2:36.468	(4)
6	15 D.POUGET	44.913	7 X.FOUINEAU	1:11.364	17 L.RICHARD	40.280	6	33 F.CAPRASSE	2:36.191	2:36.222	(2)
7	7 X.FOUINEAU	44.979	21 J.CLAIRET	1:11.442	15 D.POUGET	40.311	7	7 X.FOUINEAU	2:36.680	2:37.007	(7)
8	17 L.RICHARD	45.218	23 A.RICHARD	1:11.655	7 X.FOUINEAU	40.337	8	17 L.RICHARD	2:37.582	2:38.419	(9)
9	31 L.MERIC	45.375	81 S.VENTAJA	1:11.970	31 L.MERIC	40.367	9	23 A.RICHARD	2:37.705	2:37.817	(8)
10	23 A.RICHARD	45.421	17 L.RICHARD	1:12.084	44 V.SHUNKER	40.567	10	3 D.GIBAUD	2:38.453	2:38.985	(12)
11	3 D.GIBAUD	45.451	44 V.SHUNKER	1:12.103	23 A.RICHARD	40.629	11	31 L.MERIC	2:38.465	2:38.587	(10)
12	54 S.PUSSIERS	45.729	3 D.GIBAUD	1:12.276	81 S.VENTAJA	40.645	12	81 S.VENTAJA	2:38.591	2:38.591	(11)
13	24 F.BRICHE	45.959	54 S.PUSSIERS	1:12.470	3 D.GIBAUD	40.726	13	44 V.SHUNKER	2:38.794	2:39.338	(14)
14	81 S.VENTAJA	45.976	31 L.MERIC	1:12.723	54 S.PUSSIERS	40.823	14	54 S.PUSSIERS	2:39.022	2:39.058	(13)
15	44 V.SHUNKER	46.124	66 G.COLOMBANI	1:13.658	24 F.BRICHE	40.861	15	24 F.BRICHE	2:40.933		
16	66 G.COLOMBANI	46.688	24 F.BRICHE	1:14.113	66 G.COLOMBANI	41.548	16	66 G.COLOMBANI	2:41.894	2:41.985	(15)
17	22 S.CHALIGNE	48.366	22 S.CHALIGNE	1:16.050	22 S.CHALIGNE	43.346	17	22 S.CHALIGNE	2:47.762	2:48.142	(16)



PEUGEOT 308 RACING CUP SPA EURO RACE RACE 1

Best Top Speeds

Driver	Team		Top 1		Top 2		Top 3		Top 4		Top 5		Avg	
			Kph	Lap	Kph	Lap	Kph	Lap	Kph	Lap	Kph	Lap		
20	Teddy CLAIRET	PUSSIER Automobiles by CLAIRET SPORT	J	234.8	7	233.3	3	228.3	5	227.4	2	226.4	6	230,0
3	Denis GIBAUD	MILAN COMPETITION	G	234.8	6	228.8	4	227.8	11	227.8	10	227.4	5	229,3
33	Frédéric CAPRASSE	JSB COMPETITION		232.8	2	232.8	3	231.8	6	230.3	11	229.8	7	231,5
4	Julien BRICHE	JSB COMPETITION		232.8	3	231.3	6	230.3	4	229.3	2	227.8	5	230,3
1	Marc GUILLOT	MILAN COMPETITION		232.3	2	230.8	8	230.3	4	229.8	11	229.3	9	230,5
17	Laurent RICHARD	GPA RACING	G	232.3	9	231.3	10	230.3	4	229.8	6	227.4	12	230,2
7	Xavier FOUINEAU	JSB COMPETITION		231.3	5	230.8	6	229.8	4	229.3	3	228.8	2	230,0
21	Jimmy CLAIRET	PUSSIER Automobiles by CLAIRET SPORT		231.3	9	230.8	12	230.8	11	230.8	10	228.8	4	230,5
15	David POUGET	GPA RACING		230.8	6	230.8	8	228.3	2	227.8	5	226.9	9	228,9
44	Veenesh SHUNKER	CVS Autos by CLAIRET SPORT		230.3	3	229.8	12	229.3	6	226.9	4	226.9	5	228,6
23	Amaury RICHARD	GPA RACING	J	229.3	3	228.8	2	225.5	4	225.0	5	224.5	12	226,6
81	Stéphane VENTAJA	PUSSIER Automobiles by CLAIRET SPORT	G	227.8	11	227.4	9	226.9	10	226.4	8	225.5	2	226,8
31	Louis MERIC	LM 31	J	227.8	12	227.8	9	227.8	8	227.4	11	226.9	5	227,5
54	Sylvain PUSSIER	PUSSIER Automobiles by CLAIRET SPORT		226.4	3	226.4	5	225.9	12	225.9	6	225.5	11	226,0
66	Gilles COLOMBANI	CAR SYST' M RACING	G	223.1	2	222.7	3	221.8	5	220.9	10	220.9	6	221,9
22	Samuel CHALIGNE	SC SPORT by CLAIRET SPORT		210.5	6	205.7	10	205.7	3	205.7	4	203.0	7	206,1
24	Florian BRICHE	JSB COMPETITION	J											



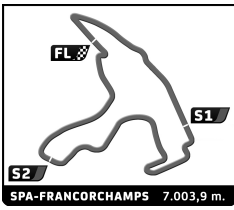
PEUGEOT 308 RACING CUP

SPA EURO RACE

RACE 1

Fastest Lap Sequence


Practice Time	Driver	Team	Car	Class	Time	Kph	Lap
5:15.714	20 Teddy CLAIRET	PUSSIER Automobiles by CLAIRET SPORT	PEUGEOT 308	J	2:36.324	161.3	2
5:16.017	21 Jimmy CLAIRET	PUSSIER Automobiles by CLAIRET SPORT	PEUGEOT 308	J	2:36.304	161.3	2
7:51.836	20 Teddy CLAIRET	PUSSIER Automobiles by CLAIRET SPORT	PEUGEOT 308	J	2:36.122	161.5	3



PEUGEOT 308 RACING CUP SPA EURO RACE RACE 1

Lap Chart

		LAP												
Nr	Pos	Grid	1	2	3	4	5	6	7	8	9	10	11	12
20	1	20	20	20	20	20	20	20	20	20	20	20	20	20
21	2	21	21	21	21	21	21	21	21	21	21	21	21	21
15	3	15	23	15	15	1	1	1	4	4	4	4	4	4
23	4	23	15	1	1	33	4	4	1	1	1	1	1	1
4	5	4	33	33	33	4	15	15	15	15	15	15	15	15
1	6	1	1	4	4	15	7	7	7	7	23	23	23	23
33	7	33	4	7	7	7	33	23	23	23	33	33	33	33
31	8	31	7	17	17	23	23	31	33	33	7	7	7	7
7	9	7	17	3	3	31	31	17	31	31	31	17	17	17
17	10	17	3	31	23	3	17	33	17	17	17	31	31	31
3	11	3	31	23	31	17	3	3	3	3	3	3	3	3
54	12	54	24	54	54	54	54	54	54	54	54	54	54	54
81	13	81	54	81	81	81	81	81	44	44	44	44	44	44
44	14	44	81	44	44	44	44	44	81	81	81	81	81	81
66	15	66	44	66	66	66	66	66	66	66	66	66	66	66
22	16	22	66	22	22	22	22	22	22	22	22	22	22	22
24	17	24	22											




PEUGEOT 308 RACING CUP SPA EURO RACE RACE 1

Analysis by lap

Lapped

Nr	Lap Time	Gap	Nr	Lap Time	Gap	Nr	Lap Time	Gap	Nr	Lap Time	Gap	Nr	Lap Time	Gap
Lap 1			Lap 4			Lap 8			Lap 11					
20	2:39.390		20	2:36.527		20	2:36.811		20	2:38.018				
21	2:39.713	0.323	21	2:36.284	0.304	21	2:37.112	0.624	21	2:37.889	0.988			
23	2:42.653	3.263	1	2:37.863	7.447	4	2:37.312	9.474	4	2:36.806	7.244			
15	2:42.844	3.454	33	2:37.875	7.804	1	2:38.295	10.169	1	2:37.282	8.844			
33	2:42.856	3.466	4	2:37.549	8.324	15	2:37.849	10.612	15	2:38.355	12.612			
1	2:43.325	3.935	15	2:39.439	8.583	7	2:38.124	11.596	23	2:37.817	27.440			
4	2:43.904	4.514	7	2:37.007	9.248	23	2:38.581	25.217	33	2:37.960	27.641			
7	2:44.884	5.494	23	2:39.598	19.926	31	2:39.325	27.428	7	2:39.746	32.534			
17	2:47.807	8.417	31	2:40.264	20.934	17	2:39.332	27.832	17	2:39.281	34.371			
3	2:48.569	9.179	3	2:41.535	21.438	3	2:39.002	28.961	31	2:40.597	35.280			
31	2:48.924	9.534	17	2:42.201	21.457	54	2:39.781	32.914	3	2:39.786	36.165			
24	2:49.212	9.822	54	2:40.200	24.072	44	2:39.960	36.764	54	2:39.992	42.839			
54	2:50.552	11.162	81	2:40.502	26.339	81	2:40.789	37.357	44	2:39.338	43.919			
81	2:51.608	12.218	44	2:40.188	26.729	66	2:43.214	54.019	81	2:40.323	45.416			
44	2:52.446	13.056	66	2:42.860	33.925	22	2:50.674	1:33.907	66	2:43.158	1:11.371			
66	2:54.036	14.646	22	2:48.142	54.764	Lap 9			22	2:51.188	2:17.569			
22	2:56.674	17.284	Lap 5			Lap 10								
Lap 2			20	2:36.458		20	2:37.148							
20	2:36.324		21	2:36.595	0.441	21	2:37.243	1.028						
21	2:36.304	0.303	1	2:37.357	8.346	4	2:36.603	9.238						
15	2:38.021	5.151	4	2:37.255	9.121	1	2:36.902	10.232						
1	2:38.154	5.765	15	2:37.388	9.513	15	2:37.174	10.947						
33	2:39.214	6.356	7	2:37.183	9.973	7	2:43.681	18.438						
4	2:38.576	6.766	33	2:42.712	14.058	23	2:37.840	26.218						
7	2:38.138	7.308	23	2:39.047	22.515	33	2:37.780	27.821						
17	2:39.939	12.032	31	2:38.587	23.063	31	2:37.963	29.552						
3	2:40.163	13.018	17	2:38.974	23.973	54	2:39.141	30.134						
31	2:40.385	13.595	3	2:39.367	24.347	3	2:38.985	31.107						
23	2:47.157	14.096	54	2:39.058	26.672	44	2:39.383	39.308						
54	2:41.689	16.527	81	2:40.004	29.885	81	2:39.638	40.156						
81	2:41.591	17.485	44	2:40.135	30.406	66	2:42.739	59.919						
44	2:41.347	18.079	66	2:43.496	40.963	22	2:51.765	1:48.833						
66	2:43.407	21.729	22	2:49.243	1:07.549	Lap 12								
22	2:49.687	30.647	Lap 6			Lap 10								
Lap 3			20	2:37.081		20	2:37.412							
20	2:36.122		21	2:36.963	0.323	21	2:37.069	0.949						
21	2:36.366	0.547	1	2:37.420	8.685	4	2:36.686	8.776						
15	2:36.642	5.671	4	2:36.933	8.973	1	2:36.720	9.804						
1	2:36.468	6.111	15	2:37.142	9.574	15	2:37.716	11.515						
33	2:36.222	6.456	7	2:37.391	10.283	23	2:38.023	27.093						
4	2:36.658	7.302	7	2:38.013	23.447	33	2:37.673	28.346						
7	2:37.582	8.768	31	2:38.932	24.914	7	2:48.910	30.200						
17	2:39.873	15.783	17	2:38.419	25.311	31	2:39.691	32.095						
3	2:39.534	16.430	33	2:49.010	25.987	17	2:39.516	32.502						
23	2:38.881	16.855	3	2:39.504	26.770	3	2:39.832	33.791						
31	2:39.724	17.197	54	2:40.353	29.944	54	2:41.319	40.259						
54	2:39.994	20.399	81	2:40.575	33.379	44	2:39.833	41.993						
81	2:41.001	22.364	44	2:40.290	33.615	81	2:39.497	42.505						
44	2:41.111	23.068	66	2:43.734	47.616	66	2:42.854	1:05.625						
66	2:41.985	27.592	22	2:49.576	1:20.044	22	2:52.108	2:03.793						
22	2:48.624	43.149	Lap 7			Lap 10								
			20	2:37.412		20	2:37.412							
			21	2:37.580	1.117	21	2:37.580	1.117						




PEUGEOT 308 RACING CUP SPA EURO RACE RACE 1

Analysis

■ Personal Best ■ Session Best B Crossing the finish line in pit lane

Lap	Time	Sector 1	Sector 2	Sector 3	T. Spd	Elapsed	Lap	Time	Sector 1	Sector 2	Sector 3	T. Spd	Elapsed
1	Marc GUILLOT FRA MILAN COMPETITION PEUGEOT 308						10	2:39.746	45.763	1:13.145	40.838	227.4	26:42.646
1	2:43.325	50.508	1:12.602	40.215		2:43.325	11	2:38.830	45.798	1:12.054	40.978	225.0	29:21.476
2	2:38.154	45.156	1:12.949	40.049	232.3	5:21.479	12	2:40.236	45.505	1:13.571	41.160	225.5	32:01.712
3	2:36.468	45.104	1:11.182	40.182	228.3	7:57.947							
4	2:37.863	44.824	1:12.674	40.365	230.3	10:35.810							
5	2:37.357	45.343	1:11.476	40.538	225.0	13:13.167							
6	2:37.420	45.318	1:11.392	40.710	225.0	15:50.587							
7	2:38.295	46.006	1:12.023	40.266	228.3	18:28.882							
8	2:36.902	45.029	1:11.408	40.465	230.8	21:05.784							
9	2:36.720	44.992	1:11.595	40.133	229.3	23:42.504							
10	2:37.188	45.170	1:11.766	40.252	227.8	26:19.692							
11	2:37.282	45.059	1:11.666	40.557	229.8	28:56.974							
12	2:37.427	45.278	1:11.648	40.501	227.8	31:34.401							
15	David POUGET FRA GPA RACING PEUGEOT 308						1	2:42.844	49.098	1:12.214	41.532		2:42.844
1	2:42.844	49.098	1:12.214	41.532		2:42.844	2	2:38.021	45.352	1:12.118	40.551	228.3	5:20.865
2	2:38.021	45.352	1:12.118	40.551	228.3	5:20.865	3	2:36.642	45.435	1:10.662	40.545	222.7	7:57.507
3	2:36.642	45.435	1:10.662	40.545	222.7	7:57.507	4	2:39.439	45.260	1:13.416	40.763	222.7	10:36.946
4	2:39.439	45.260	1:13.416	40.763	222.7	10:36.946	5	2:37.388	45.115	1:11.641	40.632	227.8	13:14.334
5	2:37.388	45.115	1:11.641	40.632	227.8	13:14.334	6	2:37.142	44.997	1:11.615	40.530	230.8	15:51.476
6	2:37.142	44.997	1:11.615	40.530	230.8	15:51.476	7	2:37.849	45.465	1:12.073	40.311	225.5	18:29.325
7	2:37.849	45.465	1:12.073	40.311	225.5	18:29.325	8	2:37.174	44.913	1:11.812	40.449	230.8	21:06.499
8	2:37.174	44.913	1:11.812	40.449	230.8	21:06.499	9	2:37.716	45.363	1:11.734	40.619	226.9	23:44.215
9	2:37.716	45.363	1:11.734	40.619	226.9	23:44.215	10	2:38.172	45.635	1:11.817	40.720	224.5	26:22.387
10	2:38.172	45.635	1:11.817	40.720	224.5	26:22.387	11	2:38.355	45.571	1:12.032	40.752	225.5	29:00.742
11	2:38.355	45.571	1:12.032	40.752	225.5	29:00.742	12	2:38.645	45.663	1:11.919	41.063	224.1	31:39.387
12	2:38.645	45.663	1:11.919	41.063	224.1	31:39.387							
17	Laurent RICHARD BEL GPA RACING PEUGEOT 308						1	2:47.807	52.025	1:14.751	41.031		2:47.807
1	2:47.807	52.025	1:14.751	41.031		2:47.807	2	2:39.939	46.214	1:13.004	40.721	226.9	5:27.746
2	2:39.939	46.214	1:13.004	40.721	226.9	5:27.746	3	2:39.873	46.301	1:12.590	40.982	225.0	8:07.619
3	2:39.873	46.301	1:12.590	40.982	225.0	8:07.619	4	2:42.201	46.290	1:15.121	40.790	230.3	10:49.820
4	2:42.201	46.290	1:15.121	40.790	230.3	10:49.820	5	2:38.974	45.805	1:12.636	40.533	226.9	13:28.794
5	2:38.974	45.805	1:12.636	40.533	226.9	13:28.794	6	2:38.419	45.430	1:12.448	40.541	229.8	16:07.213
6	2:38.419	45.430	1:12.448	40.541	229.8	16:07.213	7	2:39.332	45.704	1:13.177	40.451	227.4	18:46.545
7	2:39.332	45.704	1:13.177	40.451	227.4	18:46.545	8	2:39.141	45.451	1:13.410	40.280	225.5	21:25.686
8	2:39.141	45.451	1:13.410	40.280	225.5	21:25.686	9	2:39.516	45.218	1:13.635	40.663	232.3	24:05.202
9	2:39.516	45.218	1:13.635	40.663	232.3	24:05.202	10	2:39.281	45.524	1:13.216	40.541	231.3	26:44.483
10	2:39.281	45.524	1:13.216	40.541	231.3	26:44.483	11	2:38.548	45.784	1:12.084	40.680	226.9	29:23.031
11	2:38.548	45.784	1:12.084	40.680	226.9	29:23.031	12	2:38.852	45.622	1:12.399	40.831	227.4	32:01.883
12	2:38.852	45.622	1:12.399	40.831	227.4	32:01.883							
20	Teddy CLAIRET FRA PUSSIER Automobiles by CLAIRET SPOI PEUGEOT 308						1	2:39.390	47.955	1:11.177	40.258		2:39.390
1	2:39.390	47.955	1:11.177	40.258		2:39.390	2	2:36.324	45.019	1:11.231	40.074	227.4	5:15.714
2	2:36.324	45.019	1:11.231	40.074	227.4	5:15.714	3	2:36.122	44.744	1:11.036	40.342	233.3	7:51.836
3	2:36.122	44.744	1:11.036	40.342	233.3	7:51.836	4	2:36.527	45.077	1:11.158	40.292	224.5	10:28.363
4	2:36.527	45.077	1:11.158	40.292	224.5	10:28.363	5	2:36.458	44.831	1:11.321	40.306	228.3	13:04.821
5	2:36.458	44.831	1:11.321	40.306	228.3	13:04.821	6	2:37.081	44.957	1:11.593	40.531	226.4	15:41.902
6	2:37.081	44.957	1:11.593	40.531	226.4	15:41.902	7	2:36.811	44.721	1:11.638	40.452	234.8	18:18.713
7	2:36.811	44.721	1:11.638	40.452	234.8	18:18.713	8	2:36.839	45.124	1:11.339	40.376	224.1	20:55.552
8	2:36.839	45.124	1:11.339	40.376	224.1	20:55.552	9	2:37.148	45.185	1:11.520	40.443	224.1	23:32.700
9	2:37.148	45.185	1:11.520	40.443	224.1	23:32.700	10	2:37.412	45.449	1:11.569	40.394	224.1	26:10.112
10	2:37.412	45.449	1:11.569	40.394	224.1	26:10.112	11	2:38.018	45.404	1:11.962	40.652	224.5	28:48.130
11	2:38.018	45.404	1:11.962	40.652	224.5	28:48.130	12	2:38.101	45.042	1:11.947	41.112	225.9	31:26.231
12	2:38.101	45.042	1:11.947	41.112	225.9	31:26.231							
21	Jimmy CLAIRET FRA PUSSIER Automobiles by CLAIRET SPOI PEUGEOT 308						1	2:39.713	48.088	1:11.448	40.177		2:39.713
1	2:39.713	48.088	1:11.448	40.177		2:39.713	2	2:36.304	44.822	1:11.448	40.034	215.6	5:16.017
2	2:36.304	44.822	1:11.448	40.034	215.6	5:16.017	3	2:36.366	44.555	1:11.546	40.265	225.0	7:52.383
3	2:36.366	44.555	1:11.546	40.265	225.0	7:52.383	4	2:36.284	44.731	1:11.442	40.111	228.8	10:28.667
4	2:36.284	44.731	1:11.442	40.111	228.8	10:28.667	5	2:36.595	44.667	1:11.644	40.284	212.6	13:05.262
5	2:36.595	44.667	1:11.644	40.284	212.6	13:05.262	6	2:36.963	44.673	1:11.935	40.355	221.3	15:42.225
6	2:36.963	44.673	1:11.935	40.355	221.3	15:42.225							




PEUGEOT 308 RACING CUP SPA EURO RACE RACE 1

Analysis

■ Personal Best ■ Session Best B Crossing the finish line in pit lane

Lap	Time	Sector 1	Sector 2	Sector 3	T. Spd	Elapsed	Lap	Time	Sector 1	Sector 2	Sector 3	T. Spd	Elapsed
22 Samuel CHALIGNE FRA							33 Frédéric CAPRASSE BEL						
SC SPORT by CLAIRET SPORT PEUGEOT 308							JSB COMPETITION PEUGEOT 308						
1	2:56.674	55.388	1:17.814	43.472		2:56.674	1	2:42.856	50.173	1:11.924	40.759		2:42.856
2	2:49.687	48.626	1:17.201	43.860	191.8	5:46.361	2	2:39.214	45.448	1:13.403	40.363	232.8	5:22.070
3	2:48.624	48.366	1:16.912	43.346	205.7	8:34.985	3	2:36.222	44.825	1:11.161	40.236	232.8	7:58.292
4	2:48.142	48.741	1:16.050	43.351	205.7	11:23.127	4	2:37.875	44.807	1:12.845	40.223	229.3	10:36.167
5	2:49.243	49.227	1:16.506	43.510	200.4	14:12.370	5	2:42.712 B	45.341	1:11.728	45.643	227.8	13:18.879
6	2:49.576	48.830	1:16.910	43.836	210.5	17:01.946	6	2:49.010	55.857	1:12.832	40.321	231.8	16:07.889
7	2:50.674	48.671	1:17.738	44.265	203.0	19:52.620	7	2:37.704	45.144	1:12.051	40.509	229.8	18:45.593
8	2:51.765	48.953	1:17.942	44.870	201.1	22:44.385	8	2:37.780	45.336	1:11.943	40.501	227.8	21:23.373
9	2:52.108	49.347	1:18.236	44.525	198.9	25:36.493	9	2:37.673	45.496	1:11.739	40.438	227.8	24:01.046
10	2:51.188	48.893	1:17.843	44.452	205.7	28:27.681	10	2:37.332	45.230	1:11.606	40.496	228.8	26:38.378
11	2:50.801	48.971	1:17.746	44.084	196.7	31:18.482	11	2:37.409	45.010	1:11.983	40.416	230.3	29:15.787
12	2:51.715	48.797	1:18.252	44.666	198.2	34:10.197	12	2:39.885	46.286	1:12.613	40.986	227.4	31:55.672
23 Amaury RICHARD FRA							44 Veenesh SHUNKER FRA						
GPA RACING PEUGEOT 308							CVS Autos by CLAIRET SPORT PEUGEOT 308						
1	2:42.653	49.302	1:12.557	40.794		2:42.653	1	2:52.446	54.079	1:15.745	42.622		2:52.446
2	2:47.157	45.452	1:20.549	41.156	228.8	5:29.810	2	2:41.347	47.074	1:12.952	41.321	225.5	5:33.793
3	2:38.881	45.440	1:12.348	41.093	229.3	8:08.691	3	2:41.111	46.124	1:13.552	41.435	230.3	8:14.904
4	2:39.598	45.427	1:12.581	41.590	225.5	10:48.289	4	2:40.188	46.375	1:12.894	40.919	226.9	10:55.092
5	2:39.047	45.488	1:12.921	40.638	225.0	13:27.336	5	2:40.135	46.703	1:12.103	41.329	226.9	13:35.227
6	2:38.013	45.639	1:11.745	40.629	224.1	16:05.349	6	2:40.290	46.332	1:12.879	41.079	229.3	16:15.517
7	2:38.581	45.597	1:12.101	40.883	223.1	18:43.930	7	2:39.960	46.751	1:12.338	40.871	224.5	18:55.477
8	2:37.840	45.487	1:11.703	40.650	224.5	21:21.770	8	2:39.383	46.254	1:12.562	40.567	224.5	21:34.860
9	2:38.023	45.587	1:11.749	40.687	223.6	23:59.793	9	2:39.833	46.634	1:12.323	40.876	225.5	24:14.693
10	2:37.960	45.520	1:11.765	40.675	224.5	26:37.753	10	2:39.338	46.318	1:12.391	40.629	225.5	26:54.031
11	2:37.817	45.421	1:11.655	40.741	223.6	29:15.570	11	2:39.681	46.352	1:12.309	41.020	225.5	29:33.712
12	2:39.890	46.424	1:12.363	41.103	224.5	31:55.460	12	2:39.439	46.365	1:12.204	40.870	229.8	32:13.151
24 Florian BRICHE FRA							54 Sylvain PUSSIER FRA						
JSB COMPETITION PEUGEOT 308							PUSSIER Automobiles by CLAIRET SPOI PEUGEOT 308						
1	2:49.212	52.714	1:15.637	40.861		2:49.212	1	2:50.552	52.391	1:15.703	42.458		2:50.552
2	2:40.385	45.897	1:13.577	40.911	220.4	5:29.309	2	2:41.689	46.029	1:13.690	41.970	223.6	5:32.241
3	2:39.724	46.219	1:12.793	40.712	204.2	8:09.033	3	2:39.994	45.985	1:12.870	41.139	226.4	8:12.235
4	2:40.264	45.874	1:13.743	40.647	226.4	10:49.297	4	2:40.200	46.063	1:13.031	41.106	225.5	10:52.435
5	2:38.587	45.375	1:12.845	40.367	226.9	13:27.884	5	2:39.058	45.729	1:12.506	40.823	226.4	13:31.493
6	2:38.932	45.591	1:12.723	40.618	223.6	16:06.816	6	2:40.353	46.178	1:12.723	41.452	225.9	16:11.846
7	2:39.325	45.427	1:13.445	40.453	225.0	18:46.141	7	2:39.781	45.984	1:12.470	41.327	225.5	18:51.627
8	2:38.963	45.657	1:12.791	40.515	227.8	21:25.104	8	2:40.013	45.917	1:12.609	41.487	225.5	21:31.640
9	2:39.691	45.640	1:13.352	40.699	227.8	24:04.795	9	2:41.319	46.456	1:12.822	42.041	224.5	24:12.959
10	2:40.597	45.666	1:14.371	40.560	225.9	26:45.392	10	2:39.992	46.169	1:12.733	41.090	225.5	26:52.951
11	2:38.758	45.421	1:12.806	40.531	227.4	29:24.150	11	2:39.750	45.797	1:12.886	41.067	225.5	29:32.701
12	2:39.403	45.431	1:13.040	40.932	227.8	32:03.553	12	2:39.787	45.804	1:12.841	41.142	225.9	32:12.488
31 Louis MERIC FRA							66 Gilles COLOMBANI FRA						
LM 31 PEUGEOT 308							CAR SYST'M RACING PEUGEOT 308						
1	2:48.924	51.253	1:16.590	41.081		2:48.924	1	2:54.036	55.574	1:16.040	42.422		2:54.036
2	2:40.385	45.897	1:13.577	40.911	220.4	5:29.309	2	2:43.407	46.865	1:14.670	41.872	223.1	5:37.443
3	2:39.724	46.219	1:12.793	40.712	204.2	8:09.033	3	2:41.985	46.688	1:13.658	41.639	222.7	8:19.428
4	2:40.264	45.874	1:13.743	40.647	226.4	10:49.297	4	2:42.860	47.216	1:13.893	41.751	218.6	11:02.288
5	2:38.587	45.375	1:12.845	40.367	226.9	13:27.884	5	2:43.496	46.949	1:14.319	42.228	221.8	13:45.784
6	2:38.932	45.591	1:12.723	40.618	223.6	16:06.816	6	2:43.734	47.141	1:14.232	42.361	220.9	16:29.518
7	2:39.325	45.427	1:13.445	40.453	225.0	18:46.141	7	2:43.214	47.200	1:14.130	41.884	220.4	19:12.732
8	2:38.963	45.657	1:12.791	40.515	227.8	21:25.104	8	2:42.739	46.787	1:13.979	41.973	220.4	21:55.471
9	2:39.691	45.640	1:13.352	40.699	227.8	24:04.795	9	2:42.854	46.884	1:14.061	41.909	220.0	24:38.325




PEUGEOT 308 RACING CUP SPA EURO RACE RACE 1

Analysis

■ Personal Best ■ Session Best B Crossing the finish line in pit lane

Lap	Time	Sector 1	Sector 2	Sector 3	T. Spd	Elapsed	Lap	Time	Sector 1	Sector 2	Sector 3	T. Spd	Elapsed
10	2:43.158	47.360	1:13.895	41.903	220.9	27:21.483							
11	2:42.541	46.864	1:13.839	41.838	220.0	30:04.024							
12	2:42.513	46.734	1:14.231	41.548	220.4	32:46.537							

81 Stéphane VENTAJA		FRA			
PUSSIER Automobiles by CLAIRET SPOI		PEUGEOT 308			
1	2:51.608	53.847	1:15.595	42.166	2:51.608
2	2:41.591	46.711	1:13.650	41.230	5:33.199
3	2:41.001	46.555	1:13.479	40.967	8:14.200
4	2:40.502	46.844	1:12.659	40.999	10:54.702
5	2:40.004	46.669	1:12.146	41.189	13:34.706
6	2:40.575	46.734	1:12.737	41.104	16:15.281
7	2:40.789	47.328	1:12.764	40.697	18:56.070
8	2:39.638	46.226	1:12.740	40.672	21:35.708
9	2:39.497	46.057	1:12.590	40.850	24:15.205
10	2:40.323	46.524	1:12.393	41.406	26:55.528
11	2:38.591	45.976	1:11.970	40.645	29:34.119
12	2:40.278	46.121	1:13.063	41.094	32:14.397



PEUGEOT 308 RACING CUP SPA EURO RACE QUALIFYING 2

Classification

Nr.	Driver	Nat	Team	Car	Time	Lap Total	Gap	Kph
1	4 Julien BRICHE	FRA	JSB COMPETITION	PEUGEOT 308	2:33.266	7 8	-	164.5
2	20 Teddy CLAIRET	FRA	PUSSIER Automobiles by CLAIRET SPORT	PEUGEOT 308	2:33.365	8 9	+0.099	164.4
3	21 Jimmy CLAIRET	FRA	PUSSIER Automobiles by CLAIRET SPORT	PEUGEOT 308	2:34.077	7 9	+0.811	163.6
4	15 David POUGET	FRA	GPA RACING	PEUGEOT 308	2:34.573	8 9	+1.307	163.1
5	23 Amaury RICHARD	FRA	GPA RACING	PEUGEOT 308	2:34.584	7 9	+1.318	163.1
6	1 Marc GUILLOT	FRA	MILAN COMPETITION	PEUGEOT 308	2:34.768	8 8	+1.502	162.9
7	24 Florian BRICHE	FRA	JSB COMPETITION	PEUGEOT 308	2:36.410	8 8	+3.144	161.2
8	7 Xavier FOUINEAU	FRA	JSB COMPETITION	PEUGEOT 308	2:36.834	8 8	+3.568	160.8
9	33 Frédéric CAPRASSE	BEL	JSB COMPETITION	PEUGEOT 308	2:36.856	8 9	+3.590	160.7
10	54 Sylvain PUSSIER	FRA	PUSSIER Automobiles by CLAIRET SPORT	PEUGEOT 308	2:37.066	8 9	+3.800	160.5
11	31 Louis MERIC	FRA	LM 31	PEUGEOT 308	2:37.674	6 9	+4.408	159.9
12	17 Laurent RICHARD	BEL	GPA RACING	PEUGEOT 308	2:38.256	8 9	+4.990	159.3
13	81 Stéphane VENTAJA	FRA	PUSSIER Automobiles by CLAIRET SPORT	PEUGEOT 308	2:39.135	9 9	+5.869	158.4
14	3 Denis GIBAUD	FRA	MILAN COMPETITION	PEUGEOT 308	2:39.199	8 8	+5.933	158.4
15	44 Veenesh SHUNKER	FRA	CVS Autos by CLAIRET SPORT	PEUGEOT 308	2:39.378	6 9	+6.112	158.2
16	66 Gilles COLOMBANI	FRA	CAR SYST M RACING	PEUGEOT 308	2:43.178	7 8	+9.912	154.5
17	22 Samuel CHALIGNE	FRA	SC SPORT by CLAIRET SPORT	PEUGEOT 308	2:50.386	6 7	+17.120	148.0

Fastest Lap	Lap 7	Julien BRICHE	2:33.266	164.5 Kph
--------------------	-------	---------------	-----------------	-----------


CARS 1,17,24,31,33 AND 44 SOME LAP TIMES DELETED DUE TO TRACK LIMITS
CARS 17 AND 44 BEST LAP TIME CANCELED DUE TO TRACK LIMITS

Published at:

Track Status: **DRY**

Race Director:


Timekeeper:



PEUGEOT 308 RACING CUP SPA EURO RACE QUALIFYING 2

Best Sector Times

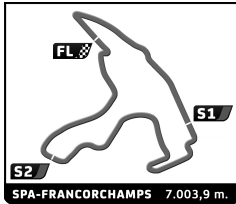
SECTOR 1			SECTOR 2		SECTOR 3		Pos	Driver	Ideal Lap	Best Lap	
Pos	Driver	Time	Driver	Time	Driver	Time					
1	20 T.CLAIRET	44.331	4 J.BRICHE	1:09.159	20 T.CLAIRET	39.391	1	4 J.BRICHE	2:33.266	2:33.266	(1)
2	21 J.CLAIRET	44.446	23 A.RICHARD	1:09.577	21 J.CLAIRET	39.508	2	20 T.CLAIRET	2:33.365	2:33.365	(2)
3	4 J.BRICHE	44.456	20 T.CLAIRET	1:09.643	4 J.BRICHE	39.651	3	21 J.CLAIRET	2:34.035	2:34.077	(3)
4	15 D.POUGET	44.680	15 D.POUGET	1:09.672	1 M.GUILLOT	39.708	4	15 D.POUGET	2:34.110	2:34.573	(4)
5	1 M.GUILLOT	44.997	1 M.GUILLOT	1:09.961	15 D.POUGET	39.758	5	23 A.RICHARD	2:34.482	2:34.584	(5)
6	7 X.FOUINEAU	45.061	21 J.CLAIRET	1:10.081	23 A.RICHARD	39.807	6	1 M.GUILLOT	2:34.666	2:34.768	(6)
7	23 A.RICHARD	45.098	24 F.BRICHE	1:10.710	24 F.BRICHE	39.852	7	24 F.BRICHE	2:36.038	2:36.410	(7)
8	33 F.CAPRASSE	45.207	44 V.SHUNKER	1:10.969	33 F.CAPRASSE	40.162	8	7 X.FOUINEAU	2:36.386	2:36.834	(8)
9	54 S.PUSSIERS	45.335	33 F.CAPRASSE	1:11.077	7 X.FOUINEAU	40.176	9	33 F.CAPRASSE	2:36.446	2:36.856	(9)
10	24 F.BRICHE	45.476	7 X.FOUINEAU	1:11.149	31 L.MERIC	40.210	10	54 S.PUSSIERS	2:37.018	2:37.066	(10)
11	31 L.MERIC	45.565	17 L.RICHARD	1:11.327	17 L.RICHARD	40.211	11	44 V.SHUNKER	2:37.280	2:39.378	(15)
12	44 V.SHUNKER	45.844	54 S.PUSSIERS	1:11.385	54 S.PUSSIERS	40.298	12	31 L.MERIC	2:37.540	2:37.674	(11)
13	17 L.RICHARD	46.003	31 L.MERIC	1:11.765	44 V.SHUNKER	40.467	13	17 L.RICHARD	2:37.541	2:38.256	(12)
14	3 D.GIBAUD	46.261	3 D.GIBAUD	1:11.854	81 S.VENTAJA	40.709	14	81 S.VENTAJA	2:39.129	2:39.135	(13)
15	81 S.VENTAJA	46.486	81 S.VENTAJA	1:11.934	3 D.GIBAUD	41.015	15	3 D.GIBAUD	2:39.130	2:39.199	(14)
16	66 G.COLOMBANI	46.492	66 G.COLOMBANI	1:14.094	66 G.COLOMBANI	41.559	16	66 G.COLOMBANI	2:42.145	2:43.178	(16)
17	22 S.CHALIGNE	48.730	22 S.CHALIGNE	1:17.052	22 S.CHALIGNE	44.604	17	22 S.CHALIGNE	2:50.386	2:50.386	(17)



PEUGEOT 308 RACING CUP SPA EURO RACE QUALIFYING 2

Best Top Speeds

Driver	Team		Top 1		Top 2		Top 3		Top 4		Top 5		Avg
			Kph	Lap	Kph	Lap	Kph	Lap	Kph	Lap	Kph	Lap	
24 Florian BRICHE	JSB COMPETITION	J	230.3	6	229.8	5	227.4	8	212.2	3	212.2	7	222,4
20 Teddy CLAIRET	PUSSIER Automobiles by CLAIRET SPORT	J	229.8	8	229.3	6	228.3	5	224.1	3	209.3	2	224,2
4 Julien BRICHE	JSB COMPETITION		229.3	7	228.3	6	227.8	8	226.9	5	224.5	3	227,4
21 Jimmy CLAIRET	PUSSIER Automobiles by CLAIRET SPORT		228.8	7	228.3	6	226.9	5	222.2	3	217.7	2	224,8
7 Xavier FOUINEAU	JSB COMPETITION		228.3	7	226.9	5	226.9	6	226.9	8	199.6	3	221,7
17 Laurent RICHARD	GPA RACING	G	228.3	8	225.9	7	225.0	9	224.5	6	223.6	5	225,5
44 Veenesh SHUNKER	CVS Autos by CLAIRET SPORT		228.3	8	225.0	9	224.5	5	223.1	6	221.8	4	224,5
15 David POUGET	GPA RACING		227.8	9	225.9	7	225.5	8	225.0	6	223.1	3	225,5
33 Frédéric CAPRASSE	JSB COMPETITION		226.9	8	225.9	7	224.5	9	216.4	4	215.1	3	221,8
54 Sylvain PUSSIER	PUSSIER Automobiles by CLAIRET SPORT		226.4	7	225.9	8	225.0	6	223.6	5	221.8	4	224,5
1 Marc GUILLOT	MILAN COMPETITION		225.9	7	225.0	8	224.1	6	223.1	3	222.7	4	224,2
23 Amaury RICHARD	GPA RACING	J	225.0	8	224.5	7	223.6	6	223.1	4	222.7	3	223,8
31 Louis MERIC	LM 31	J	225.0	6	224.5	9	223.6	5	223.6	8	222.7	4	223,9
81 Stéphane VENTAJA	PUSSIER Automobiles by CLAIRET SPORT	G	224.5	9	223.6	7	223.1	6	223.1	8	221.8	5	223,2
3 Denis GIBAUD	MILAN COMPETITION	G	222.2	6	222.2	8	221.3	7	218.6	3	214.7	2	219,8
66 Gilles COLOMBANI	CAR SYST' M RACING	G	221.8	8	220.4	7	218.6	5	217.3	4	216.4	3	218,9
22 Samuel CHALIGNE	SC SPORT by CLAIRET SPORT		200.0	6	198.5	4	193.9	3	184.6	2	170.6	5	189,5




PEUGEOT 308 RACING CUP

SPA EURO RACE

QUALIFYING 2

Fastest Lap Sequence

Practice Time	Driver	Team	Car	Class	Time	Kph	Lap
5:47.833	21 Jimmy CLAIRET	PUSSIER Automobiles by CLAIRET SPORT	PEUGEOT 308		2:45.509	152.3	2
5:49.310	20 Teddy CLAIRET	PUSSIER Automobiles by CLAIRET SPORT	PEUGEOT 308	J	2:45.281	152.6	2
6:11.597	23 Amaury RICHARD	GPA RACING	PEUGEOT 308	J	2:42.324	155.3	2
6:58.807	1 Marc GUILLOT	MILAN COMPETITION	PEUGEOT 308		2:42.272	155.4	2
8:51.384	23 Amaury RICHARD	GPA RACING	PEUGEOT 308	J	2:39.787	157.8	3
14:05.021	54 Sylvain PUSSIER	PUSSIER Automobiles by CLAIRET SPORT	PEUGEOT 308		2:38.581	159.0	5
15:58.780	21 Jimmy CLAIRET	PUSSIER Automobiles by CLAIRET SPORT	PEUGEOT 308		2:35.729	161.9	5
18:07.932	23 Amaury RICHARD	GPA RACING	PEUGEOT 308	J	2:35.523	162.1	6
18:33.193	21 Jimmy CLAIRET	PUSSIER Automobiles by CLAIRET SPORT	PEUGEOT 308		2:34.413	163.3	6
18:35.955	20 Teddy CLAIRET	PUSSIER Automobiles by CLAIRET SPORT	PEUGEOT 308	J	2:33.710	164.0	6
23:56.839	20 Teddy CLAIRET	PUSSIER Automobiles by CLAIRET SPORT	PEUGEOT 308	J	2:33.365	164.4	8
24:02.132	4 Julien BRICHE	JSB COMPETITION	PEUGEOT 308		2:33.266	164.5	7




PEUGEOT 308 RACING CUP SPA EURO RACE QUALIFYING 2

Analysis

■ Personal Best ■ Session Best B Crossing the finish line in pit lane

Lap	Time	Sector 1	Sector 2	Sector 3	T. Spd	Elapsed	Lap	Time	Sector 1	Sector 2	Sector 3	T. Spd	Elapsed
1	Marc GUILLOT FRA MILAN COMPETITION PEUGEOT 308						17	Laurent RICHARD BEL GPA RACING PEUGEOT 308					
1	4:16.535	1:38.344	1:41.433	56.758	158.8	4:16.535	1	3:39.036	1:24.575	1:28.556	45.905	132.5	3:39.036
2	2:42.272	47.381	1:13.549	41.342	218.2	6:58.807	2	2:46.566	48.238	1:16.769	41.559	204.9	6:25.602
3	2:39.527	46.212	1:12.396	40.919	223.1	9:38.334	3	2:51.610B	46.974	1:14.234	50.402	222.2	9:17.212
4	2:52.555B	45.848	1:12.882	53.825	222.7	12:30.889	4	4:25.945	2:24.671	1:16.066	45.208	205.7	13:43.157
5	7:11.284	5:14.248	1:15.241	41.795	212.2	19:42.173	5	2:39.155	46.353	1:11.953	40.849	223.6	16:22.312
6	2:36.170	45.263	1:10.866	40.041	224.1	22:18.343	6	2:39.780	46.892	1:11.559	41.329	224.5	19:02.092
7	2:35.467	45.471	1:10.288	39.708	225.9	24:53.810	7	2:40.368	47.723	1:11.479	41.166	225.9	21:42.460
8	2:34.768	44.997	1:09.961	39.810	225.0	27:28.578	8	2:38.256	46.003	1:11.395	40.858	228.3	24:20.716
							9	2:37.932	46.394	1:11.327	40.211	225.0	26:58.648
3	Denis GIBAUD FRA MILAN COMPETITION PEUGEOT 308						20	Teddy CLAIRET FRA PUSSIER Automobiles by CLAIRET SPOI PEUGEOT 308					
1	4:02.749	1:37.870	1:34.521	50.358	136.2	4:02.749	1	3:04.029	57.845	1:22.187	43.997	171.4	3:04.029
2	2:50.769	49.122	1:18.817	42.830	214.7	6:53.518	2	2:45.281	47.195	1:15.966	42.120	209.3	5:49.310
3	2:43.912	47.723	1:14.565	41.624	218.6	9:37.430	3	2:50.339B	46.288	1:13.227	50.824	224.1	8:39.649
4	3:01.260B	49.803	1:15.851	55.606	213.9	12:38.690	4	4:45.837	2:40.714	1:17.963	47.160	170.3	13:25.486
5	5:28.244	3:23.171	1:20.854	44.219	176.8	18:06.934	5	2:36.759	45.284	1:11.014	40.461	228.3	16:02.245
6	2:44.382	48.100	1:13.766	42.516	222.2	20:51.316	6	2:33.710	44.406	1:09.856	39.448	229.3	18:35.955
7	2:39.739	46.523	1:12.201	41.015	221.3	23:31.055	7	2:47.519	47.644	1:18.435	41.440	194.9	21:23.474
8	2:39.199	46.261	1:11.854	41.084	222.2	26:10.254	8	2:33.365	44.331	1:09.643	39.391	229.8	23:56.839
							9	3:09.096B	49.497	1:21.053	58.546	129.3	27:05.935
4	Julien BRICHE FRA JSB COMPETITION PEUGEOT 308						21	Jimmy CLAIRET FRA PUSSIER Automobiles by CLAIRET SPOI PEUGEOT 308					
1	3:37.120	1:24.718	1:27.087	45.315	127.8	3:37.120	1	3:02.324	54.637	1:23.802	43.885	156.3	3:02.324
2	2:44.445	48.042	1:14.768	41.635	184.9	6:21.565	2	2:45.509	47.060	1:16.370	42.079	217.7	5:47.833
3	2:53.428B	46.213	1:12.759	54.456	224.5	9:14.993	3	2:48.688B	46.088	1:14.074	48.526	222.2	8:36.521
4	7:02.635	4:32.674	1:31.989	57.972	135.2	16:17.628	4	4:46.530	2:42.956	1:16.784	46.790	185.6	13:23.051
5	2:36.914	45.718	1:11.496	39.700	226.9	18:54.542	5	2:35.729	44.933	1:11.196	39.600	226.9	15:58.780
6	2:34.324	44.704	1:09.942	39.678	228.3	21:28.866	6	2:34.413	44.446	1:10.311	39.656	228.3	18:33.193
7	2:33.266	44.456	1:09.159	39.651	229.3	24:02.132	7	2:34.077	44.488	1:10.081	39.508	228.8	21:07.270
8	2:53.122	44.562	1:18.107	50.453	227.8	26:55.254	8	3:22.795	46.584	1:29.331	1:06.880	155.4	24:30.065
							9	3:41.252B	1:10.730	1:30.200	1:00.322	124.9	28:11.317
7	Xavier FOUINEAU FRA JSB COMPETITION PEUGEOT 308						22	Samuel CHALIGNE FRA SC SPORT by CLAIRET SPORT PEUGEOT 308					
1	3:10.791	1:00.241	1:25.402	45.148	136.2	3:10.791	1	3:54.373	1:23.214	1:39.375	51.784	112.1	3:54.373
2	2:48.347	50.019	1:16.549	41.779	189.5	5:59.138	2	3:04.161	53.125	1:25.040	45.996	184.6	6:58.534
3	2:52.190B	46.991	1:15.016	50.183	199.6	8:51.328	3	2:54.933	49.690	1:20.178	45.065	193.9	9:53.467
4	7:27.368	4:45.109	1:34.087	1:08.172	108.3	16:18.696	4	2:50.776	48.892	1:17.079	44.805	198.5	12:44.243
5	2:39.316	46.270	1:12.523	40.523	226.9	18:58.012	5	2:59.636	50.033	1:24.348	45.255	170.6	15:43.879
6	2:37.963	45.489	1:11.408	41.066	226.9	21:35.975	6	2:50.386	48.730	1:17.052	44.604	200.0	18:34.265
7	2:37.700	45.061	1:11.149	41.490	228.3	24:13.675	7	3:31.708B	57.800	1:31.223	1:02.685	146.1	22:05.973
8	2:36.834	45.344	1:11.314	40.176	226.9	26:50.509							
15	David POUGET FRA GPA RACING PEUGEOT 308						23	Amaury RICHARD FRA GPA RACING PEUGEOT 308					
1	3:30.851	1:17.966	1:23.655	49.230	165.6	3:30.851	1	3:29.273	1:20.179	1:20.114	48.980	143.6	3:29.273
2	2:44.668	48.348	1:14.350	41.970	213.0	6:15.519	2	2:42.324	47.107	1:13.697	41.520	220.0	6:11.597
3	2:49.949B	46.105	1:13.130	50.714	223.1	9:05.468	3	2:39.787	46.355	1:12.579	40.853	222.7	8:51.384
4	4:24.590	2:24.163	1:17.054	43.373	197.4	13:30.058	4	2:46.104B	46.161	1:12.377	47.566	223.1	11:37.488
5	2:37.337	45.908	1:11.027	40.402	222.7	16:07.395	5	3:54.921	1:59.333	1:14.846	40.742	182.4	15:32.409
6	2:35.111	45.215	1:10.107	39.789	225.0	18:42.506	6	2:35.523	45.478	1:10.238	39.807	223.6	18:07.932
7	2:34.736	45.144	1:09.672	39.920	225.9	21:17.242	7	2:34.584	45.098	1:09.577	39.909	224.5	20:42.516
8	2:34.573	45.047	1:09.768	39.758	225.5	23:51.815	8	2:34.924	45.151	1:09.786	39.987	225.0	23:17.440
9	2:34.839	44.680	1:10.187	39.972	227.8	26:26.654							




PEUGEOT 308 RACING CUP SPA EURO RACE QUALIFYING 2

Analysis

■ Personal Best ■ Session Best B Crossing the finish line in pit lane

Lap	Time	Sector 1	Sector 2	Sector 3	T. Spd	Elapsed	Lap	Time	Sector 1	Sector 2	Sector 3	T. Spd	Elapsed
9	3:09.859B	53.337	1:23.796	52.726	169.3	26:27.299	7	2:37.534	45.335	1:11.901	40.298	226.4	19:20.694
24	Florian BRICHE					FRA	8	2:37.066	45.371	1:11.385	40.310	225.9	21:57.760
	JSB COMPETITION					PEUGEOT 308	9	3:31.664B	51.841	1:35.011	1:04.812	129.5	25:29.424
1	3:37.677	1:25.261	1:27.159	45.257	136.2	3:37.677	66	Gilles COLOMBANI					FRA
2	2:44.289	47.923	1:14.668	41.698	192.5	6:21.966		CAR SYST M RACING					PEUGEOT 308
3	2:54.185B	46.061	1:12.756	55.368	212.2	9:16.151	1	4:25.752	1:54.904	1:39.366	51.482	134.8	4:25.752
4	7:01.670	4:32.450	1:32.177	57.043	134.8	16:17.821	2	3:19.807B	51.000	1:21.609	1:07.198	181.8	7:45.559
5	2:37.155	46.026	1:11.277	39.852	229.8	18:54.976	3	4:27.267	2:17.620	1:15.993	53.654	216.4	12:12.826
6	2:40.193	45.587	1:12.723	41.883	230.3	21:35.169	4	2:46.502	49.016	1:15.402	42.084	217.3	14:59.328
7	2:37.890	46.090	1:11.142	40.658	212.2	24:13.059	5	2:43.933	47.325	1:14.581	42.027	218.6	17:43.261
8	2:36.410	45.476	1:10.710	40.224	227.4	26:49.469	6	2:43.989	47.673	1:14.094	42.222	210.9	20:27.250
31	Louis MERIC					FRA	7	2:43.178	47.015	1:14.592	41.571	220.4	23:10.428
	LM 31					PEUGEOT 308	8	3:01.610	46.492	1:33.559	41.559	221.8	26:12.038
1	4:17.639	1:45.102	1:35.489	57.048	135.5	4:17.639	81	Stéphane VENTAJA					FRA
2	2:47.082	48.967	1:16.735	41.380	186.2	7:04.721		PUSSIER Automobiles by CLAIRET SPOI					PEUGEOT 308
3	2:42.435	46.698	1:13.616	42.121	213.4	9:47.156	1	3:34.956	1:21.241	1:27.221	46.494	139.9	3:34.956
4	2:41.385	46.639	1:13.940	40.806	222.7	12:28.541	2	3:03.435B	50.052	1:21.124	52.259	160.2	6:38.391
5	2:38.797	45.985	1:12.602	40.210	223.6	15:07.338	3	4:14.449	2:09.739	1:20.339	44.371	166.9	10:52.840
6	2:37.674	45.601	1:11.765	40.308	225.0	17:45.012	4	2:51.578	48.261	1:15.035	48.282	221.3	13:44.418
7	2:38.660	45.565	1:12.804	40.291	222.2	20:23.672	5	2:42.714	47.233	1:13.819	41.662	221.8	16:27.132
8	2:38.232	45.729	1:12.272	40.231	223.6	23:01.904	6	2:41.604	46.911	1:13.323	41.370	223.1	19:08.736
9	2:38.241	45.682	1:12.163	40.396	224.5	25:40.145	7	2:41.052	46.673	1:12.981	41.398	223.6	21:49.788
33	Frédéric CAPRASSE					BEL	8	2:40.475	46.486	1:12.833	41.156	223.1	24:30.263
	JSB COMPETITION					PEUGEOT 308	9	2:39.135	46.492	1:11.934	40.709	224.5	27:09.398
1	3:08.999	59.207	1:24.731	45.061	151.0	3:08.999							
2	2:49.164	51.167	1:16.106	41.891	187.8	5:58.163							
3	2:43.676	47.485	1:14.461	41.730	215.1	8:41.839							
4	2:48.697B	47.010	1:13.970	47.717	216.4	11:30.536							
5	4:22.014	2:12.608	1:25.092	44.314	149.0	15:52.550							
6	2:42.928	47.598	1:14.863	40.467	203.4	18:35.478							
7	2:37.870	45.769	1:11.600	40.501	225.9	21:13.348							
8	2:36.856	45.207	1:11.077	40.572	226.9	23:50.204							
9	2:37.877	45.531	1:12.184	40.162	224.5	26:28.081							
44	Veenesh SHUNKER					FRA							
	CVS Autos by CLAIRET SPORT					PEUGEOT 308							
1	3:15.139	1:04.905	1:23.917	46.317	143.4	3:15.139							
2	2:59.451B	51.105	1:16.619	51.727	210.5	6:14.590							
3	4:35.936	2:32.741	1:18.941	44.254	179.1	10:50.526							
4	2:42.430	47.414	1:13.880	41.136	221.8	13:32.956							
5	2:40.750	46.763	1:12.417	41.570	224.5	16:13.706							
6	2:39.378	47.123	1:11.788	40.467	223.1	18:53.084							
7	2:43.740	46.734	1:13.884	43.122	217.7	21:36.824							
8	2:50.080	45.844	1:10.969	53.267	228.3	24:26.904							
9	2:38.665	46.675	1:11.489	40.501	225.0	27:05.569							
54	Sylvain PUSSIER					FRA							
	PUSSIER Automobiles by CLAIRET SPOI					PEUGEOT 308							
1	3:09.723	1:00.348	1:24.451	44.924	166.7	3:09.723							
2	2:50.789	48.415	1:17.009	45.365	201.1	6:00.512							
3	2:45.249	47.782	1:15.107	42.360	206.5	8:45.761							
4	2:40.679	46.278	1:13.083	41.318	221.8	11:26.440							
5	2:38.581	45.891	1:12.143	40.547	223.6	14:05.021							
6	2:38.139	45.517	1:12.166	40.456	225.0	16:43.160							



PEUGEOT 308 RACING CUP SPA EURO RACE RACE 2 (30')


Starting Grid

2:50.386	Samuel CHALIGNE	SC SPORT by CLAIRET SPORT	22	- 9 -		
					66	CAR SYST M RACING Gilles COLOMBANI 2:43.178
2:39.378	Veenesh SHUNKER	CVS Autos by CLAIRET SPORT	44	- 8 -		
					3	MILAN COMPETITION Denis GIBAUD 2:39.199
2:39.135	Stéphane VENTAJA	PUSSIER Automobiles by CLAIRET SPORT	81	- 7 -		
					17	GPA RACING Laurent RICHARD 2:38.256
2:37.674	Louis MERIC	LM 31	31	- 6 -		
					54	PUSSIER Automobiles by CLAIRET SPORT Sylvain PUSSIER 2:37.066
2:36.856	Frédéric CAPRASSE	JSB COMPETITION	33	- 5 -		
					7	JSB COMPETITION Xavier FOUINEAU 2:36.834
2:36.410	Florian BRICHE	JSB COMPETITION	24	- 4 -		
					1	MILAN COMPETITION Marc GUILLOT 2:34.768
2:34.584	Amaury RICHARD	GPA RACING	23	- 3 -		
					15	GPA RACING David POUGET 2:34.573
2:34.077	Jimmy CLAIRET	PUSSIER Automobiles by CLAIRET SPORT	21	- 2 -		
					20	PUSSIER Automobiles by CLAIRET SPORT Teddy CLAIRET 2:33.365
2:33.266	Julien BRICHE	JSB COMPETITION	4	- 1 -		

Pole

Stewards:

Timekeeper:



PEUGEOT 308 RACING CUP

SPA EURO RACE

RACE 2 (30')

Amended

Classification


Drivers	Nat	Team	Vehicle	Class	Laps	Total Time	Gap	Kph	Best Lap		
									Lap	Time	Kph
1 4 Julien BRICHE	FRA	JSB COMPETITION	PEUGEOT 308		12	31:33.387	-	159.8	3	2:35.947	161.7
2 15 David POUGET	FRA	GPA RACING	PEUGEOT 308		12	31:36.827	+3.440	159.5	8	2:37.111	160.5
3 20 Teddy CLAIRET	FRA	PUSSIER Automobiles by CLAIRET SPORT	PEUGEOT 308	J	12	31:48.080	+14.693	158.6	3	2:36.032	161.6
4 7 Xavier FOUINEAU	FRA	JSB COMPETITION	PEUGEOT 308		12	31:50.987	+17.600	158.3	6	2:38.331	159.2
5 23 Amaury RICHARD	FRA	GPA RACING	PEUGEOT 308	J	12	32:08.980	+35.593	156.9	4	2:37.297	160.3
6 54 Sylvain PUSSIER	FRA	PUSSIER Automobiles by CLAIRET SPORT	PEUGEOT 308		12	32:15.434	+42.047	156.3	5	2:39.433	158.1
7 31 Louis MERIC	FRA	LM 31	PEUGEOT 308	J	12	32:17.079	+43.692	156.2	5	2:39.339	158.2
8 81 Stéphane VENTAJA	FRA	PUSSIER Automobiles by CLAIRET SPORT	PEUGEOT 308	G	12	32:18.012	+44.625	156.1	5	2:39.356	158.2
9 17 Laurent RICHARD	BEL	GPA RACING	PEUGEOT 308	G	12	32:24.888	+51.501	155.6	6	2:38.904	158.7
10 44 Veenesh SHUNKER	FRA	CVS Autos by CLAIRET SPORT	PEUGEOT 308		12	32:45.758	+1:12.371	153.9	5	2:39.703	157.9
11 3 Denis GIBAUD	FRA	MILAN COMPETITION	PEUGEOT 308	G	12	32:46.355	+1:12.968	153.9	6	2:38.959	158.6
12 66 Gilles COLOMBANI	FRA	CAR SYST' M RACING	PEUGEOT 308	G	12	33:38.960	+2:05.573	149.9	12	2:42.203	155.4
Not classified:											
21 Jimmy CLAIRET	FRA	PUSSIER Automobiles by CLAIRET SPORT	PEUGEOT 308		2	5:32.783					
24 Florian BRICHE	FRA	JSB COMPETITION	PEUGEOT 308	J	1	3:37.400					
1 Marc GUILLOT	FRA	MILAN COMPETITION	PEUGEOT 308								
33 Frédéric CAPRASSE	BEL	JSB COMPETITION	PEUGEOT 308								
Not started											
22 Samuel CHALIGNE	FRA	SC SPORT by CLAIRET SPORT	PEUGEOT 308								
Pole Position				J. BRICHE		2:33.266		164.5 Kph			
Fastest Lap				Lap 3 Julien BRICHE		2:35.947		161.7 Kph			

CAR 44 - PENALTY OF 25 SECONDS DUE TO TRACK LIMITS
 CAR 66 - PENALTY OF 25 SECONDS DUE TO TRACK LIMITS
 CAR 23 - PENALTY OF 30 SECONDS DUE TO STEWARDS DECISION NR.6

Published at:

Track Status: **DRY**

Race Director:	Timekeeper:
-----------------------	--------------------



PEUGEOT 308 RACING CUP SPA EURO RACE RACE 2

Amended

Classification by Group


Nr. Driver	Nat	Team	Car	Laps	Total Time	Gap	Kph	Best Lap	
								Lap	Time Kph
GENTLEMAN									
1 81	FRA	PUSSIER Automobiles by CLAIRET SPORT	PEUGEOT 308	12	32:18.012		156.1	5	2:39.356 158.2
2 17	BEL	GPA RACING	PEUGEOT 308	12	32:24.888	+6.876	155.6	6	2:38.904 158.7
3 3	FRA	MILAN COMPETITION	PEUGEOT 308	12	32:46.355	+28.343	153.9	6	2:38.959 158.6
4 66	FRA	CAR SYST M RACING	PEUGEOT 308	12	33:38.960	+1'20.948	149.9	12	2:42.203 155.4
JUNIOR									
1 20	FRA	PUSSIER Automobiles by CLAIRET SPORT	PEUGEOT 308	12	31:48.080		158.6	3	2:36.032 161.6
2 23	FRA	GPA RACING	PEUGEOT 308	12	32:08.980	+20.900	156.9	4	2:37.297 160.3
3 31	FRA	LM 31	PEUGEOT 308	12	32:17.079	+28.999	156.2	5	2:39.339 158.2
Not classified:									
24	FRA	JSB COMPETITION	PEUGEOT 308	1	3:37.400				

CAR 44 - PENALTY OF 25 SECONDS DUE TO TRACK LIMITS
 CAR 66 - PENALTY OF 25 SECONDS DUE TO TRACK LIMITS
 CAR 23 - PENALTY OF 30 SECONDS DUE TO STEWARDS DECISION NR.6

Published at:

Track Status: **DRY**

Race Director:	Timekeeper:
-----------------------	--------------------




PEUGEOT 308 RACING CUP

SPA EURO RACE

RACE 2

Best Sector Times

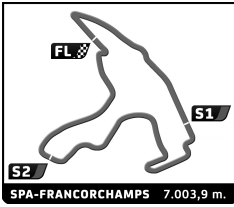
SECTOR 1			SECTOR 2		SECTOR 3		Pos	Driver	Ideal Lap	Best Lap	
Pos	Driver	Time	Driver	Time	Driver	Time					
1	21 J.CLAIRET	44.614	4 J.BRICHE	1:10.833	20 T.CLAIRET	40.189	1	4 J.BRICHE	2:35.920	2:35.947	(1)
2	20 T.CLAIRET	44.651	20 T.CLAIRET	1:11.192	4 J.BRICHE	40.190	2	20 T.CLAIRET	2:36.032	2:36.032	(2)
3	4 J.BRICHE	44.897	15 D.POUGET	1:11.368	21 J.CLAIRET	40.411	3	23 A.RICHARD	2:36.937	2:37.297	(4)
4	23 A.RICHARD	44.993	23 A.RICHARD	1:11.407	15 D.POUGET	40.458	4	15 D.POUGET	2:36.974	2:37.111	(3)
5	15 D.POUGET	45.148	7 X.FOUINEAU	1:12.001	17 L.RICHARD	40.536	5	21 J.CLAIRET	2:37.813		
6	3 D.GIBAUD	45.283	81 S.VENTAJA	1:12.152	23 A.RICHARD	40.537	6	7 X.FOUINEAU	2:38.232	2:38.331	(5)
7	17 L.RICHARD	45.397	44 V.SHUNKER	1:12.510	31 L.MERIC	40.580	7	17 L.RICHARD	2:38.540	2:38.904	(6)
8	31 L.MERIC	45.408	54 S.PUSSIERS	1:12.547	7 X.FOUINEAU	40.691	8	3 D.GIBAUD	2:38.640	2:38.959	(7)
9	7 X.FOUINEAU	45.540	17 L.RICHARD	1:12.607	3 D.GIBAUD	40.712	9	81 S.VENTAJA	2:38.756	2:39.356	(9)
10	54 S.PUSSIERS	45.561	3 D.GIBAUD	1:12.645	44 V.SHUNKER	40.792	10	31 L.MERIC	2:39.035	2:39.339	(8)
11	81 S.VENTAJA	45.674	21 J.CLAIRET	1:12.788	81 S.VENTAJA	40.930	11	44 V.SHUNKER	2:39.061	2:39.703	(11)
12	44 V.SHUNKER	45.759	31 L.MERIC	1:13.047	54 S.PUSSIERS	41.012	12	54 S.PUSSIERS	2:39.120	2:39.433	(10)
13	66 G.COLOMBANI	46.096	66 G.COLOMBANI	1:13.896	66 G.COLOMBANI	41.778	13	66 G.COLOMBANI	2:41.770	2:42.203	(12)



PEUGEOT 308 RACING CUP SPA EURO RACE RACE 2

Best Top Speeds

Driver	Team		Top 1		Top 2		Top 3		Top 4		Top 5		Avg	
			Kph	Lap	Kph	Lap	Kph	Lap	Kph	Lap	Kph	Lap		
20	Teddy CLAIRET	PUSSIER Automobiles by CLAIRET SPORT	J	233.3	2	232.8	9	230.8	8	230.8	11	230.3	10	231,6
17	Laurent RICHARD	GPA RACING	G	232.8	4	231.8	5	230.3	6	229.8	7	229.3	9	230,8
23	Amaury RICHARD	GPA RACING	J	232.3	7	232.3	8	231.3	3	231.3	5	231.3	9	231,7
3	Denis GIBAUD	MILAN COMPETITION	G	230.3	6	227.8	4	226.9	3	225.9	2	225.0	5	227,2
44	Veenesh SHUNKER	CVS Autos by CLAIRET SPORT		229.8	12	229.8	10	229.3	11	228.8	5	227.8	8	229,1
31	Louis MERIC	LM 31	J	229.8	6	228.8	4	227.8	5	227.4	12	226.9	11	228,1
81	Stéphane VENTAJA	PUSSIER Automobiles by CLAIRET SPORT	G	229.8	12	229.8	10	229.3	9	228.3	3	227.8	5	229,0
15	David POUGET	GPA RACING		228.8	3	228.8	9	227.8	2	227.8	11	226.9	12	228,0
7	Xavier FOUINEAU	JSB COMPETITION		227.8	12	227.4	2	226.4	3	225.9	4	225.9	6	226,7
54	Sylvain PUSSIER	PUSSIER Automobiles by CLAIRET SPORT		227.4	9	226.9	4	226.4	6	226.4	3	226.4	11	226,7
4	Julien BRICHE	JSB COMPETITION		227.4	9	226.4	3	226.4	6	225.5	4	225.5	5	226,2
66	Gilles COLOMBANI	CAR SYST' M RACING	G	225.0	2	223.1	3	223.1	4	223.1	5	222.2	12	223,3
21	Jimmy CLAIRET	PUSSIER Automobiles by CLAIRET SPORT		223.6	2									223,6
1	Marc GUILLOT	MILAN COMPETITION												
22	Samuel CHALIGNE	SC SPORT by CLAIRET SPORT												
24	Florian BRICHE	JSB COMPETITION	J											
33	Frédéric CAPRASSE	JSB COMPETITION												



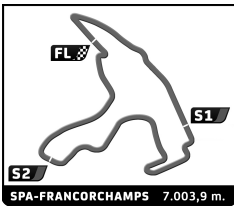
PEUGEOT 308 RACING CUP

SPA EURO RACE

RACE 2

Fastest Lap Sequence


Practice Time	Driver	Team	Car	Class	Time	Kph	Lap
5:17.670	4 Julien BRICHE	JSB COMPETITION	PEUGEOT 308		2:36.755	160.9	2
5:18.155	20 Teddy CLAIRET	PUSSIER Automobiles by CLAIRET SPORT	PEUGEOT 308	J	2:36.728	160.9	2
7:53.617	4 Julien BRICHE	JSB COMPETITION	PEUGEOT 308		2:35.947	161.7	3



PEUGEOT 308 RACING CUP SPA EURO RACE RACE 2

Lap Chart

Nr	Pos	Grid	LAP											
			1	2	3	4	5	6	7	8	9	10	11	12
4	1	4	4	4	4	4	4	4	4	4	4	4	4	4
20	2	20	20	20	20	20	20	20	20	20	20	20	15	15
21	3	21	21	15	15	15	15	15	15	15	15	15	20	23
15	4	15	15	23	23	23	23	23	23	23	23	23	23	20
23	5	23	7	7	7	7	7	7	7	7	7	7	7	7
1	6	1	7	54	54	54	54	54	54	54	54	17	54	54
24	7	24	54	31	31	31	31	3	17	17	17	54	17	31
7	8	7	31	3	3	3	3	17	31	31	31	31	31	81
33	9	33	3	17	17	17	17	31	81	81	81	81	81	44
54	10	54	17	81	44	81	81	81	3	44	44	44	44	17
31	11	31	81	44	81	44	44	44	3	3	3	3	3	3
17	12	17	44	21	66	66	66	66	66	66	66	66	66	66
81	13	81	66	66										
3	14	3	24											
44	15	44												
66	16	66												
22	17	22												




PEUGEOT 308 RACING CUP SPA EURO RACE RACE 2

Analysis by lap

■ Lapped

Nr	Lap Time	Gap	Nr	Lap Time	Gap	Nr	Lap Time	Gap	Nr	Lap Time	Gap	Nr	Lap Time	Gap
Lap 1														
			81	2:40.333	23.577	44	2:40.774	38.379	17	2:49.911	51.501			
			44	2:40.850	23.966	3	2:45.867	42.323	3	2:41.487	1:12.968			
4	2:40.915		66	2:42.885	33.867	66	2:43.488	1:23.934	66	2:42.203	1:40.573			
20	2:41.427	0.512												
21	2:41.687	0.772												
15	2:42.589	1.674												
23	2:43.005	2.090												
7	2:44.299	3.384												
54	2:48.533	7.618												
31	2:48.992	8.077												
3	2:49.394	8.479												
17	2:49.914	8.999												
81	2:50.205	9.290												
44	2:51.193	10.278												
66	2:53.749	12.834												
24	3:37.400	56.485												
Lap 2														
4	2:36.755													
20	2:36.728	0.485												
15	2:38.148	3.067												
23	2:38.172	3.507												
7	2:39.042	5.671												
54	2:40.211	11.074												
31	2:41.228	12.550												
3	2:41.191	12.915												
17	2:41.284	13.528												
81	2:41.704	14.239												
44	2:41.270	14.793												
21	2:51.096	15.113												
66	2:43.353	19.432												
Lap 3														
4	2:35.947													
20	2:36.032	0.570												
15	2:37.424	4.544												
23	2:37.586	5.146												
7	2:38.459	8.183												
54	2:40.214	15.341												
31	2:39.780	16.383												
3	2:39.728	16.696												
17	2:39.559	17.140												
44	2:40.516	19.362												
81	2:41.198	19.490												
66	2:43.743	27.228												
Lap 4														
4	2:36.246													
20	2:36.276	0.600												
15	2:37.446	5.744												
23	2:37.297	6.197												
7	2:38.685	10.622												
54	2:39.657	18.752												
31	2:39.477	19.614												
3	2:39.712	20.162												
17	2:39.619	20.513												
Lap 5														
4	2:36.480													
20	2:36.463	0.583												
15	2:37.388	6.652												
23	2:37.470	7.187												
7	2:38.848	12.990												
54	2:39.433	21.705												
31	2:39.339	22.473												
3	2:39.129	22.811												
17	2:39.351	23.384												
81	2:39.356	26.453												
44	2:39.703	27.189												
66	2:55.033	52.420												
Lap 6														
4	2:37.228													
20	2:37.375	0.730												
15	2:37.566	6.990												
23	2:37.542	7.501												
7	2:38.331	14.093												
54	2:39.456	23.933												
3	2:38.959	24.542												
17	2:38.904	25.060												
31	2:43.148	28.393												
81	2:39.861	29.086												
44	2:41.541	31.502												
66	2:56.270	1:11.462												
Lap 7														
4	2:37.069													
20	2:37.080	0.741												
15	2:37.216	7.137												
23	2:37.466	7.898												
7	2:38.756	15.780												
54	2:39.868	26.732												
17	2:39.173	27.164												
31	2:40.651	31.975												
81	2:40.285	32.302												
3	2:46.102	33.575												
44	2:40.291	34.724												
66	2:43.172	1:17.565												
Lap 8														
4	2:37.119													
20	2:37.136	0.758												
15	2:37.111	7.129												
23	2:37.548	8.327												
7	2:39.167	17.828												
54	2:39.643	29.256												
17	2:39.623	29.668												
31	2:40.302	35.158												
81	2:40.624	35.807												
Lap 9														
4	2:37.389													
20	2:38.007	1.376												
15	2:37.771	7.511												
23	2:37.785	8.723												
7	2:38.587	19.026												
54	2:40.645	32.512												
17	2:40.401	32.680												
31	2:43.233	41.002												
81	2:42.646	41.064												
44	2:41.173	42.163												
3	2:50.372	55.306												
66	2:42.624	1:29.169												
Lap 10														
4	2:38.204													
20	2:38.118	1.290												
15	2:37.775	7.082												
23	2:38.357	8.876												
7	2:38.949	19.771												
17	2:40.492	34.968												
54	2:43.769	38.077												
31	2:41.080	43.878												
81	2:41.316	44.176												
44	2:40.757	44.716												
3	2:53.356	1:10.458												
66	2:44.776	1:35.741												
Lap 11														
4	2:38.377													
15	2:38.192	6.897												
20	2:44.077	6.990												
23	2:38.539	9.038												
7	2:38.919	20.313												
54	2:42.301	42.001												
17	2:46.657	43.248												
31	2:39.937	45.438												
81	2:40.330	46.129												
44	2:40.558	46.897												
3	2:41.058	1:13.139												
66	2:42.664	1:40.028												
Lap 12														
4	2:41.658													
15	2:38.201	3.440												
23	2:38.213	5.593												
20	2:49.361	14.693												
7	2:38.945	17.600												
54	2:41.704	42.047												
31	2:39.912	43.692												
81	2:40.154	44.625												
44	2:42.132	47.371												




PEUGEOT 308 RACING CUP SPA EURO RACE RACE 2

Analysis

■ Personal Best
 ■ Session Best
 ■ Crossing the finish line in pit lane

Lap	Time	Sector 1	Sector 2	Sector 3	T. Spd	Elapsed	Lap	Time	Sector 1	Sector 2	Sector 3	T. Spd	Elapsed
3	Denis GIBAUD					FRA	10	2:37.775	45.238	1:11.674	40.863	226.4	26:20.434
	MILAN COMPETITION					PEUGEOT 308	11	2:38.192	45.291	1:11.901	41.000	227.8	28:58.626
							12	2:38.201	45.362	1:11.811	41.028	226.9	31:36.827
1	2:49.394	53.139	1:14.531	41.724		2:49.394							
2	2:41.191	46.077	1:13.981	41.133	225.9	5:30.585							
3	2:39.728	45.764	1:13.252	40.712	226.9	8:10.313							
4	2:39.712	45.834	1:12.825	41.053	227.8	10:50.025							
5	2:39.129	45.720	1:12.645	40.764	225.0	13:29.154							
6	2:38.959	45.283	1:12.669	41.007	230.3	16:08.113							
7	2:46.102 B	45.904	1:13.737	46.461	216.4	18:54.215							
8	2:45.867	51.748	1:12.686	41.433	224.5	21:40.082							
9	2:50.372 B	47.895	1:13.403	49.074	220.9	24:30.454							
10	2:53.356	56.321	1:14.378	42.657	222.2	27:23.810							
11	2:41.058	46.378	1:13.264	41.416	223.1	30:04.868							
12	2:41.487	46.234	1:13.297	41.956	223.1	32:46.355							
4	Julien BRICHE					FRA							
	JSB COMPETITION					PEUGEOT 308							
1	2:40.915	48.152	1:12.413	40.350		2:40.915							
2	2:36.755	45.129	1:11.415	40.211	223.6	5:17.670							
3	2:35.947	44.924	1:10.833	40.190	226.4	7:53.617							
4	2:36.246	44.990	1:10.907	40.349	225.5	10:29.863							
5	2:36.480	44.897	1:11.095	40.488	225.5	13:06.343							
6	2:37.228	45.216	1:11.537	40.475	226.4	15:43.571							
7	2:37.069	45.188	1:11.350	40.531	224.5	18:20.640							
8	2:37.119	45.121	1:11.460	40.538	225.0	20:57.759							
9	2:37.389	45.176	1:11.610	40.603	227.4	23:35.148							
10	2:38.204	45.572	1:11.887	40.745	225.0	26:13.352							
11	2:38.377	45.603	1:11.904	40.870	225.0	28:51.729							
12	2:41.658	46.504	1:13.383	41.771	223.6	31:33.387							
7	Xavier FOUINEAU					FRA							
	JSB COMPETITION					PEUGEOT 308							
1	2:44.299	50.609	1:12.796	40.894		2:44.299							
2	2:39.042	45.895	1:12.125	41.022	227.4	5:23.341							
3	2:38.459	45.767	1:12.001	40.691	226.4	8:01.800							
4	2:38.685	45.831	1:12.087	40.767	225.9	10:40.485							
5	2:38.848	45.923	1:12.082	40.843	224.1	13:19.333							
6	2:38.331	45.540	1:12.071	40.720	225.9	15:57.664							
7	2:38.756	45.674	1:12.172	40.910	224.1	18:36.420							
8	2:39.167	45.741	1:12.443	40.983	224.1	21:15.587							
9	2:38.587	45.650	1:12.046	40.891	225.9	23:54.174							
10	2:38.949	45.552	1:12.438	40.959	225.9	26:33.123							
11	2:38.919	45.598	1:12.346	40.975	224.5	29:12.042							
12	2:38.945	45.551	1:12.550	40.844	227.8	31:50.987							
15	David POUGET					FRA							
	GPA RACING					PEUGEOT 308							
1	2:42.589	49.081	1:12.534	40.974		2:42.589							
2	2:38.148	45.411	1:11.826	40.911	227.8	5:20.737							
3	2:37.424	45.435	1:11.531	40.458	228.8	7:58.161							
4	2:37.446	45.269	1:11.434	40.743	225.9	10:35.607							
5	2:37.388	45.270	1:11.581	40.537	226.4	13:12.995							
6	2:37.566	45.468	1:11.469	40.629	225.5	15:50.561							
7	2:37.216	45.207	1:11.427	40.582	225.0	18:27.777							
8	2:37.111	45.148	1:11.368	40.595	226.9	21:04.888							
9	2:37.771	45.209	1:11.749	40.813	228.8	23:42.659							
17	Laurent RICHARD					BEL							
	GPA RACING					PEUGEOT 308							
1	2:49.914	53.328	1:14.723	41.863		2:49.914							
2	2:41.284	46.041	1:13.706	41.537	227.8	5:31.198							
3	2:39.559	45.486	1:13.537	40.536	228.8	8:10.757							
4	2:39.619	45.721	1:12.814	41.084	232.8	10:50.376							
5	2:39.351	45.397	1:13.062	40.892	231.8	13:29.727							
6	2:38.904	45.605	1:12.607	40.692	230.3	16:08.631							
7	2:39.173	45.484	1:12.778	40.911	229.8	18:47.804							
8	2:39.623	45.414	1:13.079	41.130	227.8	21:27.427							
9	2:40.401	45.631	1:13.112	41.658	229.3	24:07.828							
10	2:40.492	46.156	1:12.715	41.621	225.9	26:48.320							
11	2:46.657 B	46.055	1:13.012	47.590	226.4	29:34.977							
12	2:49.911	56.320	1:12.663	40.928	228.8	32:24.888							
20	Teddy CLAIRET					FRA							
	PUSSIER Automobiles by CLAIRET SPOI					PEUGEOT 308							
1	2:41.427	48.244	1:12.673	40.510		2:41.427							
2	2:36.728	44.747	1:11.698	40.283	233.3	5:18.155							
3	2:36.032	44.651	1:11.192	40.189	229.3	7:54.187							
4	2:36.276	44.673	1:11.350	40.253	229.3	10:30.463							
5	2:36.463	44.722	1:11.465	40.276	230.3	13:06.926							
6	2:37.375	44.690	1:12.148	40.537	230.3	15:44.301							
7	2:37.080	44.664	1:11.983	40.433	227.8	18:21.381							
8	2:37.136	44.769	1:11.918	40.449	230.8	20:58.517							
9	2:38.007	44.772	1:12.639	40.596	232.8	23:36.524							
10	2:38.118	45.132	1:12.207	40.779	230.3	26:14.642							
11	2:44.077 B	45.008	1:12.364	46.705	230.8	28:58.719							
12	2:49.361	56.210	1:12.235	40.916	227.4	31:48.080							
21	Jimmy CLAIRET					FRA							
	PUSSIER Automobiles by CLAIRET SPOI					PEUGEOT 308							
1	2:41.687	48.488	1:12.788	40.411		2:41.687							
2	2:51.096 B	44.614	1:13.302	53.180	223.6	5:32.783							
23	Amaury RICHARD					FRA							
	GPA RACING					PEUGEOT 308							
1	2:43.005	49.770	1:12.166	41.069		2:43.005							
2	2:38.172	45.430	1:11.627	41.115	230.8	5:21.177							
3	2:37.586	45.275	1:11.600	40.711	231.3	7:58.763							
4	2:37.297	45.164	1:11.407	40.726	230.3	10:36.060							
5	2:37.470	45.217	1:11.716	40.537	231.3	13:13.530							
6	2:37.542	45.148	1:11.841	40.553	227.8	15:51.072							
7	2:37.466	44.993	1:11.745	40.728	232.3	18:28.538							
8	2:37.548	44.994	1:11.900	40.654	232.3	21:06.086							
9	2:37.785	45.146	1:12.051	40.588	231.3	23:43.871							
10	2:38.357	45.102	1:12.301	40.954	230.3	26:22.228							
11	2:38.539	45.364	1:12.223	40.952	230.3	29:00.767							
12	2:38.213	45.227	1:12.111	40.875	230.3	31:38.980							
24	Florian BRICHE					FRA							
	JSB COMPETITION					PEUGEOT 308							
1	3:37.400 B	1:03.562	1:31.658	1:02.180		3:37.400							



PEUGEOT 308 RACING CUP SPA EURO RACE RACE 2

Analysis

■ Personal Best ■ Session Best B Crossing the finish line in pit lane

Lap	Time	Sector 1	Sector 2	Sector 3	T. Spd	Elapsed	Lap	Time	Sector 1	Sector 2	Sector 3	T. Spd	Elapsed	
31	Louis MERIC						FRA	10	2:44.776	48.015	1:14.337	42.424	221.3	27:49.093
	LM 31						PEUGEOT 308	11	2:42.664	46.641	1:13.896	42.127	222.2	30:31.757
								12	2:42.203	46.096	1:14.329	41.778	222.2	33:13.960
1	2:48.992	52.511	1:14.817	41.664		2:48.992								
2	2:41.228	46.330	1:13.978	40.920	226.4	5:30.220								
3	2:39.780	45.882	1:13.318	40.580	222.7	8:10.000								
4	2:39.477	45.408	1:13.267	40.802	228.8	10:49.477								
5	2:39.339	45.607	1:13.047	40.685	227.8	13:28.816								
6	2:43.148	45.517	1:16.358	41.273	229.8	16:11.964								
7	2:40.651	45.798	1:13.642	41.211	220.9	18:52.615								
8	2:40.302	45.694	1:13.786	40.822	225.0	21:32.917								
9	2:43.233	45.948	1:16.025	41.260	225.5	24:16.150								
10	2:41.080	45.850	1:13.948	41.282	225.5	26:57.230								
11	2:39.937	45.717	1:13.237	40.983	226.9	29:37.167								
12	2:39.912	45.545	1:13.432	40.935	227.4	32:17.079								
81	Stéphane VENTAJA						FRA							
	PUSSIER Automobiles by CLAIRET SPOI						PEUGEOT 308							
1	2:50.205	54.132	1:14.428	41.645		2:50.205								
2	2:41.704	47.384	1:13.033	41.287	225.5	5:31.909								
3	2:41.198	46.026	1:12.945	42.227	228.3	8:13.107								
4	2:40.333	47.011	1:12.152	41.170	226.9	10:53.440								
5	2:39.356	46.149	1:12.277	40.930	227.8	13:32.796								
6	2:39.861	46.215	1:12.466	41.180	226.4	16:12.657								
7	2:40.285	46.135	1:13.005	41.145	227.4	18:52.942								
8	2:40.624	46.027	1:13.475	41.122	227.8	21:33.566								
9	2:42.646	45.720	1:14.889	42.037	229.3	24:16.212								
10	2:41.316	46.096	1:13.809	41.411	229.8	26:57.528								
11	2:40.330	45.674	1:13.182	41.474	226.4	29:37.858								
12	2:40.154	45.761	1:13.225	41.168	229.8	32:18.012								
44	Veenesh SHUNKER						FRA							
	CVS Autos by CLAIRET SPORT						PEUGEOT 308							
1	2:51.193	54.845	1:14.523	41.825		2:51.193								
2	2:41.270	47.041	1:13.036	41.193	226.9	5:32.463								
3	2:40.516	46.550	1:12.510	41.456	227.4	8:12.979								
4	2:40.850	47.274	1:12.683	40.893	224.5	10:53.829								
5	2:39.703	46.384	1:12.527	40.792	228.8	13:33.532								
6	2:41.541	47.068	1:12.840	41.633	225.5	16:15.073								
7	2:40.291	46.324	1:13.169	40.798	225.9	18:55.364								
8	2:40.774	46.113	1:13.069	41.592	227.8	21:36.138								
9	2:41.173	46.960	1:13.260	40.953	225.9	24:17.311								
10	2:40.757	45.890	1:13.354	41.513	229.8	26:58.068								
11	2:40.558	46.168	1:13.502	40.888	229.3	29:38.626								
12	2:42.132	45.759	1:13.609	42.764	229.8	32:20.758								
54	Sylvain PUSSIER						FRA							
	PUSSIER Automobiles by CLAIRET SPOI						PEUGEOT 308							
1	2:48.533	52.400	1:14.523	41.610		2:48.533								
2	2:40.211	45.950	1:13.150	41.111	225.5	5:28.744								
3	2:40.214	45.911	1:13.072	41.231	226.4	8:08.958								
4	2:39.657	45.561	1:12.782	41.314	226.9	10:48.615								
5	2:39.433	45.837	1:12.547	41.049	225.9	13:28.048								
6	2:39.456	45.624	1:12.696	41.136	226.4	16:07.504								
7	2:39.868	45.793	1:13.063	41.012	224.5	18:47.372								
8	2:39.643	45.617	1:12.810	41.216	226.4	21:27.015								
9	2:40.645	45.781	1:12.979	41.885	227.4	24:07.660								
10	2:43.769	46.886	1:14.458	42.425	225.0	26:51.429								
11	2:42.301	45.814	1:14.222	42.265	226.4	29:33.730								
12	2:41.704	46.135	1:13.690	41.879	224.5	32:15.434								
66	Gilles COLOMBANI						FRA							
	CAR SYST' M RACING						PEUGEOT 308							
1	2:53.749	55.616	1:15.921	42.212		2:53.749								
2	2:43.353	46.753	1:14.498	42.102	225.0	5:37.102								
3	2:43.743	46.786	1:14.444	42.513	223.1	8:20.845								
4	2:42.885	46.859	1:14.070	41.956	223.1	11:03.730								
5	2:55.033 B	46.314	1:13.939	54.780	223.1	13:58.763								
6	2:56.270	59.571	1:14.056	42.643	220.4	16:55.033								
7	2:43.172	47.039	1:14.119	42.014	220.4	19:38.205								
8	2:43.488	46.891	1:14.675	41.922	221.8	22:21.693								
9	2:42.624	46.782	1:13.929	41.913	221.3	25:04.317								